



# 2021-2022 IUPUI BASKETBALL GAME NOTES

# IUPUI

## SCHEDULE/RESULTS

(2-22, 0-13 HORIZON)

Date	Opponent	Result/Time
Nov. 3	# Anderson (ESPN+)	W, 74-60
Nov. 9	at Butler (FS1 Whiparound)	L, 47-56
Nov. 11	at Evansville (ESPN3)	L, 40-60
Nov. 15	^ vs. Denver	L, 47-63
Nov. 16	^ vs. Texas A&M-CC	L, 59-65
Nov. 17	^ at UTSA	L, 57-60
Nov. 23	Spalding Univ. (ESPN+)	W, 61-41
Dec. 2	*Detroit Mercy (ESPN+)	L, 45-69
Dec. 4	*Oakland (ESPN+)	L, 45-78
Dec. 10	at Tennessee State (ESPN+)	L, 44-70
Dec. 16	Chicago State (ESPN+)	L, 55-61
Dec. 21	Morehead State (ESPN+)	L, 52-80
Dec. 30	*Cleveland State (ESPN+)	canceled
Jan. 1	*Purdue Fort Wayne (ESPN+)	canceled
Jan. 6	*at Northern Kentucky (ESPN+)	canceled
Jan. 8	*at Wright State (ESPN+)	L, 58-72
Jan. 10	*UIC (ESPN+)	L, 65-67
Jan. 13	*at Green Bay (ESPN+)	L, 54-69
Jan. 15	*at Milwaukee (ESPN+)	L, 54-89
Jan. 18	at #19/18 Ohio State (BTN)	L, 37-83
Jan. 20	*Wright State (ESPN+)	L, 45-73
Jan. 22	*Northern Ky. (ESPN+)	L, 41-60
Jan. 24	Brescia	canceled
Jan. 27	*at Oakland (ESPN+)	canceled
Jan. 29	*at Detroit Mercy (ESPN+)	canceled
Jan. 31	East-West Univ.	W, 75-59
Feb. 3	*Youngstown State (ESPN+)	L, 55-61
Feb. 5	*Robert Morris (ESPN+)	L, 49-66
Feb. 10	*at Purdue Fort Wayne (ESPN+)	L, 57-72
Feb. 12	*at Cleveland State (ESPN+)	L, 45-83
Feb. 14	*at UIC (ESPN+)	L, 54-57
Feb. 17	*at Robert Morris (ESPN+)	7:00 pm
Feb. 19	*at Youngstown State (ESPN+)	2:00 pm
Feb. 24	*Milwaukee (ESPN+)	8:00 pm
Feb. 26	*Green Bay (ESPN+)	4:45 pm
Mar. 1	& HL Tourney - 1st Round	tba
Mar. 3	& HL Tourney - Quarterfinals	tba
Mar. 7	& HL Tourney - Semifinals	tba
Mar. 8	& HL Tourney - Championship	tba

home games listed in **bold**

\* denotes Horizon League games

^ 210 San Antonio Shootout (San Antonio, Texas)

& denotes Horizon League Tournament games

(quarterfinals on campus sites / semis and finals in Indy)

## MEDIA COVERAGE

TV: ESPN+

Video Stream: ESPN+

Live Stats: IUPUIJags.com

Twitter: @IUPUIJaguars / @IUPUIMensBball

## MBB CONTACT

Ed Holdaway - IUPUI Assistant AD

Email: eholdawa@iupui.edu

Twitter: @EdHoldaway

Cell: 317-908-2645

'03 NCAA TOURNAMENT, 2010 CBI, 2019 CIT

IUPUI (2-22, 0-13 HL) at ROBERT MORRIS (7-19, 5-12 HL)

February 17, 2022 - 7:00 p.m. | Moon Township, Pa. | UPMC Events Center (4,000)

## STAT BREAKDOWN

IUPUI				ROBERT MORRIS			
NET	KenPom	RPI	BPI	NET	KenPom	RPI	BPI
358	358	358	358	318	311	308	287
51.7				69.5			
67.3				74.0			
-15.6				-4.5			
.375				.458			
.434				.453			
31.9 (-1.2)				33.4 (-0.1)			
.276				.347			
.356				.360			
.667				.767			
10.2				13.0			
16.9 (-3.8)				14.5 (-2.9)			

## SERIES BREAKDOWN

Overall:	0-1
Crenshaw vs. RMU:	0-1
at RMU:	0-0
at IUPUI:	0-1
neutral:	0-0
Last Meeting:	Feb. 5, 2022 in Indy
Outcome:	RMU 66, IUPUI 49
Streak:	RMU has won 1

### Opponent Stat Leaders

Points:	Kahliel Spear (14.4 ppg)
Rebounds:	Kahliel Spear (7.8 rpg)
Assists:	Michael Green III (3.2 apg)
Threes Made:	Kam Farris (40)
Blocked Shots:	Kahliel Spear (31)
Steals:	Enoch Cheeks (28)
Minutes Played:	Kahliel Spear (31.8 mpg)

## THE JAGUARS

### PROBABLE STARTERS (based on last game)

No.	Name	Yr.	Pos.	Ht.	Hometown	PPG	RPG	APG	FG%	3FG%	FT%
00	B.J. Maxwell	Gr.	G/F	6-5	Austin, Texas	12.3	5.0	0.9	.358	.248	.803
4	Bakari LaStrap	So.	G	6-0	Houston, Texas	8.1	2.1	2.3	.385	.296	.655
5	Nathan McClure	Jr.	G	6-4	Houston, Texas	5.3	4.9	1.3	.381	.292	.714
10	Mike DePersia	Jr.	G	5-11	Cherry Hill, N.J.	5.5	2.9	3.1	.371	.395	.750
23	Chuks Isitua	Fr.	F/C	6-11	Lagos, Nigeria	4.6	3.8	0.2	.517	---	.525

### OFF THE BENCH

25	Boston Stanton III	Fr.	G	6-5	Denver, Colo.	4.5	2.3	1.0	.261	.250	.684
----	--------------------	-----	---	-----	---------------	-----	-----	-----	------	------	------

## QUICK HITTERS

■ Tonight marks the second meeting all-time between the two teams with the two contests being separated by just 12 days. Robert Morris won the first-ever meeting between the two schools earlier this month, 66-49, in Indianapolis on Feb. 5.

■ Graduate transfer **B.J. Maxwell** tallied his 1,000th collegiate point last Thursday night (Feb. 10) as part of his team-high 19-point effort at Purdue Fort Wayne. Maxwell has 1,042 career points, spanning four schools at the Division I and Division II levels. Maxwell had 385 points at Abilene Christian, 2 at Detroit Mercy, 371 at St. Edward's University and has 284 this season at IUPUI.

■ Over his past six games, Maxwell is averaging 16.8 points and 6.8 rebounds per game.

■ In his past five games, all as a starter, freshman **Chuks Isitua** is averaging 7.6 points and 8.2 rebounds per game.

■ IUPUI has used 11 different players this season and amazingly, all 11 have scored in double-digits at least once this season. **B.J. Maxwell** has a team-high 15 double-digit scoring games this season and **Bakari LaStrap** has done so 10 times. **Mike DePersia** was the last of the 11 Jaguars to score in double-digits this season, doing so against Northern Kentucky on Jan. 22.

■ Only two Jaguars have played all 24 games this season - **Bakari LaStrap** and **Chuks Isitua**. Every other IUPUI player has missed at least one game this season due to injury or COVID protocols. IUPUI has had just six players in uniform in each of its past seven games and likely will have just six in uniform going forward as five different players have suffered season ending injuries.

■ Maxwell leads IUPUI in scoring (12.3 ppg), rebounding (5.0 rpg), minutes played (32.8 mpg), free throw percentage (80.3%), free throws (53) and threes made (29) and second on the squad in steals (22). Maxwell has led IUPUI in scoring 13 times this year and has tallied 20-or-more in a game twice.

■ The IUPUI basketball team had a 3.23 grade point average for the fall with 10 of the 14 team members notching a 3.0 or better. **Nathan McClure** had a perfect 4.0 in the fall and Stanton had a 3.95 mark. As a team, the Jaguars currently have a cumulative 3.37 team GPA.

## 2021-2022 ROSTER

### NUMERIC ROSTER

#	Name	Pos.	Ht.	Wt.	Yr.	Hometown/High School (Previous)
00	B.J. Maxwell	G/F	6-5	200	Gr.	Austin, Texas/LBJ (St. Edward's (Tex.) Univ.)
1	KJ Pruitt	G	6-4	203	Fr.	Lewisville, Texas/Sunrise Christian Academy
2	Bobby Harvey	G	6-3	200	Sr.	Chicago, Ill./Hillcrest (Wabash Valley (Ill.) College)
4	Bakari LaStrap	G	6-0	170	So.	Houston, Texas/The Woodlands Christian Academy
5	Nathan McClure	G	6-4	175	Jr.	Houston, Texas/Concordia Lutheran (State Fair (Mo.) C.C.)
10	Mike DePersia	G	5-11	175	Jr.	Cherry Hill, N.J./Haddonfield Memorial
11	Kaleb Edwards	G	6-3	175	Fr.	Fishers, Ind./Guerin Catholic
15	Zach Gunn	F	6-6	210	Gr.	Fishers, Ind./Hamilton Southeastern (Ball State)
20	Derek Petersen	G	6-2	175	Fr.	Greenwood, Ind./Greenwood Christian (Hope College)
23	Chuks Isitua	F/C	6-11	220	Fr.	Lagos, Nigeria/Jack Yates (Tex.)
24	Jonah Carrasco	F	6-9	220	Sr.	Wichita, Kan./Wichita North (Otero (Colo.) J.C.)
25	Boston Stanton III	G	6-5	190	Fr.	Denver, Colo./Denver East
33	Dimitar Pandev	F	6-10	225	Sr.	Strumica, Macedonia/The Skill Factory (Ga.) (Clarendon College)

**Head Coach:** Matt Crenshaw (1st season as HC - IUPUI, '04; 13th season at IUPUI)

**Assistant Coach:** Antwain Banks (1st season - IU Southeast, '04)

**Assistant Coach:** Tommy Strine (1st season - IPFW, '14)

**Assistant Coach:** Roy Hairston (3rd season - Purdue, '97)

**Director of Operations:** Aaron Evans (3rd season - Marian, '14)

### ROSTER BREAKDOWNS

#### BY CLASS-

**Freshmen:** 5

**Juniors:** 2

**Grads:** 2

**Sophomores:** 1

**Seniors:** 4

#### BY PRIMARY POSITION-

**Guards:** 10

**Centers:** 0

**Forwards:** 4

#### BY HOME STATE/COUNTRY-

**Texas:** 4

**Indiana:** 3

**Illinois/Alabama/Colorado/Kansas/**

**New Jersey/Macedonia/Nigeria:** 1

### PRONUNCIATION GUIDE

Jonah **CARRASCO** (cu-h-RASS-ko)

**CHUKS** (CHOOKS) **ISITUA** (ee-see-TOO-uh)

**DIMITAR** (DIM-ee-tar) **PANDEV** (PAN-dev)


## RADIO / TV ROSTER



**#00 - B.J. MAXWELL**

6-5 // Gr. // G/F


Austin, Texas  
Public Relations MA



**#1 - KJ PRUITT**

6-4 // Fr. // G

Lewisville, Texas  
Sports Management



**#2 - BOBBY HARVEY**

6-3 // Sr. // G


Chicago, Ill.  
General Studies



**#4 - BAKARI LaSTRAP**

6-0 // Soph. // G


Houston, Texas  
Business



**#5 - NATHAN McCLURE**

6-4 // Jr. // G

Houston, Texas  
General Studies



**#10 - MIKE DePERSIA**

5-11 // Jr. // G


Cherry Hill, N.J.  
Finance



**#11 - KALEB EDWARDS**

6-3 // Fr. // G

Fishers, Ind.  
Business



**#15 - ZACH GUNN**

6-6 // Gr. // F

Fishers, Ind.  
Organizational Leadership MS



**#20 - DEREK PETERSEN**

6-2 // R-Fr. // G

Greenwood, Ind.  
Computer Engineering



**#23 - CHUKS ISITUA**

6-11 // Fr. // F/C


Lagos, Nigeria  
OLS



**#24 - JONAH CARRASCO**

6-9 // Sr. // F

Wichita, Kan.  
General Studies



**#25 - BOSTON STANTON III**

6-5 // Fr. // G

Denver, Colo.  
Psychology



**#33 - DIMITAR PANDEV**

6-10 // Sr. // F

Strumica, Macedonia  
General Studies



**MATT CRENSHAW**

Head Coach  
13th season at IUPUI  
1st season as HC



**ANTWAIN BANKS**

Assistant Coach  
1st season



**TOMMY STRINE**

Assistant Coach  
1st season



**ROY HAIRSTON**

Assistant Coach  
3rd season



## POLLS

### ASSOCIATED PRESS

Week 15 - Feb. 13

Rank	Team (1st)
1.	Gonzaga (56)
2.	Auburn (4)
3.	Arizona
4.	Kentucky
5.	Purdue
6.	Kansas
7.	Baylor
8.	Providence
9.	Duke
10.	Villanova
11.	Texas Tech
12.	Illinois
13.	UCLA
14.	Houston
15.	Wisconsin
16.	Tennessee
17.	USC
18.	Ohio State
19.	Michigan State
20.	Texas
21.	Murray State
22.	Wyoming
23.	Arkansas
24.	UConn
25.	Alabama

### COACHES

Week 15 - Feb. 13

Rank	Team (1st)
1.	Gonzaga (30)
2.	Auburn (2)
3.	Kentucky
4.	Arizona
5.	Duke
6.	Kansas
7.	Purdue
8.	Baylor
9.	Providence
10.	Villanova
11.	Texas Tech
12.	Illinois
13.	Tennessee
14.	UCLA
15.	Houston
16.	Wisconsin
17.	USC
18.	Ohio State
19.	Michigan State
20.	Texas
21.	Murray State
22.	Wyoming
23.	Marquette
24.	UConn
	Arkansas

### MID-MAJOR TOP 25

February 14

Rk	Team (1st)	Record	Pts.	Prev.	Conf.
1	Gonzaga (31)	21-2	775	1	West Coast
2	Murray State	24-2	739	2	Ohio Valley
3	South Dakota State	23-4	682	6	Summit
4	Toledo	20-5	636	9	Mid-American
5	Loyola Chicago	19-5	614	4	Missouri Valley
6	Chattanooga	22-5	603	8	Southern
7	Saint Mary's	20-6	577	3	West Coast
8	Vermont	20-4	543	11	America East
9	Ohio	21-4	509	7	Mid-American
10	Iona	20-5	499	5	Metro Atlantic
11	San Francisco	21-6	485	10	West Coast
12	Belmont	22-5	447	17	Ohio Valley
13	New Mexico State	20-4	402	12	Western Athletic
14	BYU	19-8	380	15	West Coast
15	Cleveland State	18-6	285	13	Horizon
16	Wagner	17-3	272	14	Northeast
17	Montana State	20-5	241	21	Big Sky
18	Oakland	18-8	227	16	Horizon
19	Missouri State	19-8	223	20	Missouri Valley
20	Towson	19-7	122	NR	Colonial
21	Drake	17-9	116	18	Missouri Valley
22	Morehead State	19-8	114	19	Ohio Valley
23	UNCW	17-7	79	23	Colonial
24	Santa Clara	17-9	64	24	West Coast
25	Longwood	18-6	63	25	Big South

### HORIZON LEAGUE PRESEASON POLLS

#### PL. School (1st-place) - Votes

1.	Cleveland State (30) - 502
2.	Wright State (9) - 463
3.	Northern Kentucky (1) - 406
4.	Milwaukee (2) - 396
5.	Detroit Mercy (2) - 350
6.	Oakland - 340
7.	Youngstown State - 214
8.	UIC - 204
9.	Purdue Fort Wayne - 169
10.	Robert Morris - 157
11.	Green Bay - 146
12.	IUPUI - 85

**Preseason POTY:** Antoine Davis, Detroit Mercy

#### First Team (alphabetical order by school)

Torrey Patton, Cleveland State

Antoine Davis, Detroit Mercy

Patrick Baldwin Jr., Milwaukee

Jalen Moore, Oakland

Grant Basile, Wright State

#### Second Team (alphabetical order by school)

DeAndre Gholston, Milwaukee

Trevon Faulkner, Northern Kentucky

Marques Warrick, Northern Kentucky

Jarred Godfrey, Purdue Fort Wayne

Tanner Holden, Wright State

## HORIZON LEAGUE

### HORIZON LEAGUE STANDINGS

through games on Feb. 16

Team	Overall (Pct.)	HL (Pct.)
Cleveland State	17-7 (.708)	13-4 (.765)
Oakland	18-8 (.692)	11-4 (.733)
Northern Kentucky	15-10 (.600)	11-5 (.688)
Wright State	15-12 (.556)	12-6 (.667)
Purdue Fort Wayne	16-10 (.615)	11-6 (.647)
Youngstown State	16-11 (.593)	10-7 (.588)
Detroit Mercy	10-13 (.435)	7-6 (.538)
UIC	10-14 (.417)	6-9 (.400)
Milwaukee	9-18 (.333)	7-11 (.389)
Robert Morris	7-19 (.269)	5-12 (.294)
Green Bay	4-21 (.160)	3-13 (.188)
<b>IUPUI</b>	<b>2-22 (.083)</b>	<b>0-13 (.000)</b>

### HORIZON LEAGUE SCHEDULE

Date	Game	Time
2/17	UIC at Youngstown St. IUPUI at Robert Morris	7pm 7pm
2/18	Northern Kentucky at Detroit Mercy Purdue Fort Wayne at Green Bay Cleveland St. at Milwaukee Wright St. at Oakland	7pm 8pm 8pm 9pm
2/19	IUPUI at Youngstown St. UIC at Robert Morris	2pm 7pm
2/20	Wright St. at Detroit Mercy Purdue Fort Wayne at Milwaukee Northern Kentucky at Oakland Cleveland St. at Green Bay	1pm 2pm 3pm 3pm
2/24	Cleveland St. at Detroit Mercy Robert Morris at Northern Ky. Purdue Fort Wayne at Oakland Youngstown St. at Wright St. Green Bay at UIC Milwaukee at IUPUI	7pm 7pm 7pm 7pm 8pm 8pm
2/26	Purdue Fort Wayne at Detroit Mercy Cleveland St. at Oakland Green Bay at IUPUI Youngstown St. at Northern Ky. Robert Morris at Wright St. Milwaukee at UIC	1pm 3pm 4:45pm 7pm 7pm 8pm

### IUPUI IN HORIZON LEAGUE STATS

through games on Feb. 16 [denotes NCAA ranking]

Category	HL [Nat Rk.]	Stat
Scoring	12th	51.71 ppg
Scoring Defense	2nd	67.25 ppg
Scoring Margin	12th	-15.54 ppg
Free Throw %	11th	66.7%
Field Goal %	12th	37.5%
Field Goal % Def.	6th	43.4%
3Pt Field Goal %	12th	27.6%
3Pt Field Goal % Def	11th	35.6%
Rebounding Offense	10th	31.92 rpg
Rebounding Defense	3rd	33.08 rpg
Rebounding Margin	8th	-1.17 rpg
Blocked Shots	10th	2.46 bpg
Assists	12th	10.17 apg
Steals	9th	5.46 spg
Turnover Margin	12th	-3.79 to/g
Turnovers	12th	16.88 to/g
Assist/TO Ratio	12th	0.60 a/to
Offensive Rebounds	5th	10.33 rpg
Defensive Rebounds	11th	21.58 rpg
Offensive Reb. Pct.	4th	31.0%
Defensive Reb. Pct.	11th	68.1%
3FG Made	12th	4.96/game

Category	Rank	Stat
<b>Assists</b>		
Mike DePersia	13th	3.11 apg
<b>Blocked Shots</b>		
Jonah Carrasco	6th	1.11 bpg
<b>Assist-to-Turnover Ratio</b>		
Mike DePersia	1st	2.46 a/to
<b>Minutes Played</b>		
B.J. Maxwell	12th	32.74 mpg

## FANTASTIC VOYAGE

IUPUI is amidst a five-game road stretch between Feb. 10-19 as the team will log 1,612 miles and more than 26 hours on the bus. During this stretch, IUPUI will play road games at Purdue Fort Wayne (Feb. 10), Cleveland State (Feb. 12), UIC (Feb. 14), Robert Morris (Feb. 17) and Youngstown State (Feb. 19).

The Jaguars spent roughly 30 hours at home in Indy following Monday's game before trekking 350-plus miles to Moon Township, Pa., for tonight's game at Robert Morris.

## SIX STRONG

IUPUI has played its past seven games with just six in uniform as injuries have ravaged the roster. It began in the preseason when Zach Gunn was lost to a season ending injury and four others (Jonah Carrasco, Bobby Harvey, KJ Pruitt and recently departed Azariah Seay) have since been lost for the season. Carrasco was the most recent to be bitten by the injury bug, suffering a season-ender against East-West on Jan. 31. In addition, senior Dimitar Pandev is no longer on campus after having returned to Macedonia at the start of the spring semester.

Lastly, two freshmen (Kaleb Edwards and Derek Petersen) won't suit up this season as redshirts, leaving head coach Matt Crenshaw with just six in uniform.

## GET DEFENSIVE

Through a combination of pace and production, IUPUI is second in the Horizon League in scoring defense, allowing 67.3 points per game.

## OH SO CLOSE

IUPUI just missed collecting a road win at UIC on Monday night (Feb. 14), leading for more than 26 minutes before falling short, 57-54. UIC broke a tie with a three with 1:46 to play and never relinquished the lead in the final 100-plus seconds. IUPUI committed a pair of turnovers in the final minute, hindering the late offensive efforts.

B.J. Maxwell tallied a game-high 14 points and Bakari LaStrap added 12 in the loss.

## JERSEY MIKE DELIVERS

Junior Mike DePersia currently leads the Horizon League (31st nationally) with a 2.46 assist-to-turnover ratio, having delivered 59 assists against just 24 miscues. He recently moved into the top-15 in the league in assists at 3.11/game and had a season-high six assists and no turnovers in the first meeting with Robert Morris on Feb. 5. Included in those six assists was the 200th dime of his collegiate career.

He's only had more turnovers than assists in a game once this year and just eight times in his 69 career games played.

Last season he ranked No. 3 in the country with a 3.74 assist-to-turnover ratio, delivering 71 assists against just 19 miscues. In league play, he upped that figure to 4.13. His 3.74 mark last season easily eclipsed the previous IUPUI single-season mark, which was 3.30 set by Taj Hawkins back in 2001-02.

DePersia tied IUPUI's single-game record with 14 assists in a game in a Feb. 12, 2021 win over UIC, doing so without committing a turnover. He had a six-game span where he didn't turn the ball over once, dishing out 31 assists during that span.

His current 2.53 career assist-to-turnover ratio (215 assists / 85 turnovers) is in line to set a new IUPUI career records. The current IUPUI career record in the category is 2.16 as Brady Adkins had 261 assists against just 121 turnovers from 1994-1996.

## CLOSE, BUT NO CIGAR

IUPUI put up a strong showing, but ultimately fell short against Youngstown State at home on Feb. 3, 61-55. IUPUI was behind 28-16 with 4:43 left in the opening half, but used an 18-2 run spanning the two halves to take a 34-30 lead with 16:41 left. YSU fired back with a 7-0 run and never relinquished the lead over the final 13 minutes.

It was a two possession game for much of the final 10 minutes, but IUPUI was unable to get over the hump. B.J. Maxwell (career-high 22 pts) and Bakari LaStrap (15 pts, 7 reb) led the way as IUPUI shot 46 percent from the floor and outrebounded the Penguins by a 34-29 margin. However, IUPUI committed 17 turnovers and saw the guests outscore them by a 16-2 margin in points off turnovers.

## JONAH TIES THE BLOCK MARK

Not only did Jonah Carrasco register his first career double-double against East-West on Jan. 31 with 13 points and 10 boards, he also tied the IUPUI single-game record with seven blocked shots.

Coming in, 6-foot-6 John Hester held the single-game record, having swatted seven shots against Indiana Tech on Jan. 21, 1997.

## PG PLAY

The past 14 games, sophomore Bakari LaStrap is averaging 10.6 points and 2.6 assists per game.

Fellow point guard junior Mike DePersia is rounding back into form after suffering an injury earlier this season. The past 10 games (nine starts), DePersia has played 35.0 minutes per game while averaging 7.1 points, 3.7 rebounds and 3.6 assists per game while turning it over just 16 times total. During that same 10-game span, he's shooting 11-of-27 (40.7 percent) from three-point range and 16-of-17 (94.1 percent) from the foul line.

## THIN BENCH

IUPUI's bench was averaging nearly 20 points per game for the bulk of the season before injuries beset the roster. IUPUI got at least 10 bench points in each of the first 17 games of the season, but recently put up a gooseegg at Cleveland State.

For the season, IUPUI reserves are averaging 15.3 points per game.

## CRAFTY VETERAN

Maxwell is an interesting case study in today's new world of college basketball as he's entering his seventh year of college this season. After redshirting his opening season (2015-16) at Abilene Christian, he played three full seasons at ACU before transferring out for a fifth season. He played just two games at Detroit Mercy in 2019-20 before suffering a season ending injury and receiving another season of eligibility. He spent all of last season at Saint Edward's University in Austin, Texas, where he averaged 18.6 points and 5.3 boards per game while earning NABC Second Team All-District honors.

After all NCAA student-athletes were granted an additional year of eligibility due to COVID-19 issues, Maxwell opted to join the IUPUI program for a seventh season of schooling. He entered this season having played 94 collegiate basketball games and having scored 758 points across both NCAA Division I and II levels.

## UNIVERSITY QUICK FACTS

<b>Location</b>	Indianapolis, Ind.
<b>Founded</b>	1969
<b>Nickname</b>	Jaguars
<b>Colors</b>	Red, gold & black
<b>Enrollment</b>	30,000
<b>Affiliation</b>	NCAA Division I
<b>Conference</b>	The Horizon League
<b>Home Facility (Cap.)</b>	Indiana Farmers Coliseum (6,800)
<b>Interim Chancellor (as of 3/1)</b>	Andrew R. Klein
<b>Athletics Director</b>	Dr. Roderick Perry
<b>Website</b>	www.IUPUIJags.com
<b>Twitter</b>	@IUPUIJaguars
<b>Athletics Phone</b>	(317) 278-5247
<b>Mailing Address</b>	1000 Waterway Blvd. Indianapolis, IN 46202

## BASKETBALL HISTORY

<b>First Yr. of basketball</b>	1972
<b>Seasons of basketball</b>	51st
<b>Seasons of Division I basketball</b>	24th
<b>Division I (1998-pres.) Record</b>	290-337 (.463)
<b>NCAA Appearances</b>	1
<b>Last NCAA Appearance</b>	2003
<b>Last Postseason Appearance</b>	2019 (CIT - First Round)

## UNIVERSITY NOTES

### ABOUT THE UNIVERSITY

IUPUI is a public research university located in downtown Indianapolis that is the result of a merger of the Purdue Indianapolis Extension Center (1946) and Indiana University Indianapolis (1916). The merger was completed in 1969 and athletics began in 1972.

The university offers more than 200 degree programs and boasts an enrollment over 30,000 (22,000 undergrad and 8,000 postgrad). The university also boasts an endowment of more than \$850 million.

The university is ranked among the Top 200 "National Universities" and ranked 7th for "Up and Coming Schools." U.S. News has ranked IUPUI among the nation's elite for 13 straight years.

All total, the campus covers 509 acres and is located along Indy's Cultural Trail.

IUPUI includes the nation's largest nursing school, the second largest medical school in the country, the only dental school in the state, and the country's oldest school of physical education. IUPUI is among the top 20 campuses in the nation for graduate professional degrees conferred

### ATHLETIC PROWESS

IUPUI was a primary beneficiary of the 1987 Pan-American Games in Indianapolis and continues to boast some world renowned facilities.

The IU Natatorium is located on the IUPUI campus and is among the best swimming & diving facilities in the world. It has hosted the U.S. Olympic Team Trials four different times and 12 NCAA National Championship meets. In addition, the 2017 World Juniors were held at IUPUI and 16 world records have been set in the Natatorium water.

Adjacent west is the Michael A. Carroll Track & Soccer Stadium which has hosted several USA Outdoor Track & Field Championships and NCAA Championships, along with the 1988 US Olympic Trials. Florence Griffith-Joyner set the 100m world record of 10.49 on the track.

In basketball circles, IUPUI is best known as the long-time host of the Nike All-American Camp, which was held on campus for two decades. The nation's top prep players and coaches from every level converged on campus for two weeks each summer in what was considered the elite college recruiting event of the year. Alum included LeBron James, Chris Webber, Allen Iverson, Kevin Garnett, Jason Kidd and Paul Pierce, among many others.

### GEORGE HILL

IUPUI's best known basketball alum is current NBAer George Hill, who is in his 14th year in the league this season. Hill was originally drafted by the San Antonio Spurs (1st rd., 26th overall) in 2008.

He's played for the Spurs (2008-11), Indiana Pacers (2011-16), Utah Jazz (2016-17), Sacramento Kings (2017-18), Cleveland Cavaliers (2018), Milwaukee Bucks (2018-20), Oklahoma City Thunder (2020) and Philadelphia 76ers (2021) before returning to Milwaukee this season. He's played in 825 regular season games, making nearly 500 career starts and averaging 11.0 points and 3.2 assists per game in his NBA career. He led the league in three-point percentage 2019-20 at 46 percent and is a career 38.4 percent shooter.

Entering this season, he's played in 139 career playoff games, starting 91 times and averaging 11.4 points per game.

## A GRAND NIGHT

Maxwell's journey has spanned four schools in three different states at both the Division I and Division II levels, but through it all, he's pumped in more than 1,000 collegiate points. Maxwell has 1,042 collegiate points entering play - 385 at Abilene Christian, 2 at Detroit Mercy, 371 at St. Edward's University and 284 this season at IUPUI.

## OFFENSE IS OFFENSIVE

IUPUI is currently last in the nation in scoring offense (51.7 ppg) and 348th of 350 teams in turnovers per game (16.9 to/gm). IUPUI's shooting has been ugly as well as the Jags are 350th nationally at 37.5 percent from the field.

The Jags have topped 60 points just three times this season.

## TAKING ADVANTAGE

The category that has been the most damaging to the Jaguars this season may very well be points off turnovers. While IUPUI turns it over 3.8 times more than their opponents this year, it's the conversion rate that's more alarming.

IUPUI opponents are scoring 20.7 points per game in points off turnovers while the Jags are scoring just 10.6 points per game off turnovers - a difference of 10.1 points per game.

## EXPERIENCE MATTERS

Despite having eight players classified as upperclassmen, the IUPUI roster entered this season without a ton of actual Division I experience. Mike DePersia (1,241 career minutes) and B.J. Maxwell (1,156 minutes between ACU and Detroit Mercy) are the only two to have played at least 1,000 career minutes. A third, Zach Gunn, was closing in on the number having played 920 minutes in three seasons at Ball State, but will miss the entire season due to a preseason injury.

Six others in the IUPUI rotation entered this season having played fewer than 400 career minutes in Nathan McClure (388), Azariah Seay (376 between IUPUI and Alabama State), Bobby Harvey (255), Bakari LaStrap (234), Dimitar Pandev (62) and Jonah Carrasco (49).

## FRESH STARTERS

Rarely have freshmen cracked IUPUI's starting five in the program's Division I era. It's super rare to have multiple freshmen starting, but that's the case for the Jags as prior to injury, both KJ Pruitt and Boston Stanton III were routinely among the first five. Here's a look at other freshmen who have started more than half of the team's games in a given season in the D1 era.

Aaron Brennan - 2014-15 (started 24 of 31 games)

Lyonell Gaines - 2011-12 (started 27 of 32 games)

Alex Young - 2008-09 (started 21 of 30 games)

George Hill - 2004-05 (started 21 of 29 games)

Only one other time in the program's Division I era have the Jags had two freshmen as primary starters as Brennan and D.J. McCall were consistent starters in the 2014-2015 campaign.

## HOOSIER TIES

For the first time in program history, IUPUI opened the season with a starting five that didn't include an Indiana-native. In program history, 73 percent of the players have come from the state of Indiana and IUPUI has never started a game in the Division I era (1998-present) without having at least one Indiana-native included.

In fact, it's unlikely that IUPUI gets any contributions from any Indiana-natives this year as Zach Gunn will miss the season due to injury and non-scholarship freshmen Kaleb Edwards and Derek Petersen are expected to redshirt.

## LONESTARS

IUPUI had never had a Texas-native in the program prior to 2019 when Taveion White joined the program. Fast forward to 2021-2022 and IUPUI has four Texas-natives (B.J. Maxwell, KJ Pruitt, Bakari LaStrap and Nathan McClure) on the team and a fifth who played high school in Texas in Chuks Isitua.

IUPUI signed another Texas-product for next season as well as 6-foot-3 guard Daylan Hamilton, who currently plays at Triton College, hails from Houston.

## DEPARTED

IUPUI returns just 32.5 percent of its scoring from a season ago as the trio of Marcus Burk (21.7 ppg, 45 3's), Jaylen Minnett (16.4 ppg, 41 3's) and Elyjah Goss (11.1 ppg, 11.6 rpg) are all playing elsewhere this season.

Burk inked a deal with the G League Grand Rapids Gold (affiliate of the Denver Nuggets), Goss is playing professionally in Sweden and Minnett opted to play a graduate season at Missouri State.

Burk finished his two-year IUPUI career ranked No. 22 on the program's all-time scoring list with 1,072 points and Minnett finished No. 9 on the program's all-time scoring list with 1,403 career points and as the program's all-time leader in threes made (285). Goss closed his career as the program's all-time leader in rebounds (880) and a D1 record 25 double-doubles.

## FRESH FACES

Hired in April, head coach Matt Crenshaw had to build out his roster for this season in short order. He added five scholarship additions in graduate transfers Zach Gunn (Ball State) and B.J. Maxwell (St. Edward's University) and three freshmen in Chuks Isitua, KJ Pruitt and Boston Stanton III.

Gunn, who will miss the season due to an injury suffered in the preseason, played in 69 games and averaged 4.7 points per game during his four-year Ball State career. Maxwell, who played last season at Division II SEU in Austin, Texas, was the Lone Star Conference (LSC) Newcomer of the Year after averaging 18.6 points, 5.3 rebounds and 2.3 assists per game last season.

Isitua, a 6-foot-11 forward/center, was considered among the top recruits from the state of Texas and was named to the 2021 All-VYPE Houston Boys Public School Basketball Team.

Pruitt, a 6-foot-4 guard, was originally in the Class of 2020 before attending Sunrise Christian Academy last season and reclassifying to the 2021 class. He averaged 14.5 points, 6.0 rebounds and 4.5 assists per game as a senior at Lewisville (Texas) High School before suffering an injury in the season's final game.

Stanton III, the final addition to the program, is a 6-foot-5 guard from Denver East (Colo.) High School. He averaged 21.0 points, 5.6 rebounds and 2.7 assists per game as a junior, but had his senior year derailed by an injury and averaged just 14.2 points, 3.8 rebounds and 2.2 steals per game in five games.

## SMALL WONDERS

IUPUI will most likely be undersized in each and every game this season as the average height on the IUPUI roster is just 6' 4 3/4" this season. The IUPUI roster boasts just three players taller than 6-foot-9 in Isitua (6-11), Pandev (6-10) and Carrasco (6-9).

Pandev played just 60 minutes last season before missing the final two months due to injury and Carrasco played just 50 minutes last season.

Given the lack of size, it's likely that Crenshaw will deploy a number of four guard and five guard combinations this season.

## AROUND THE DEPARTMENT

### NEW SOCCER COACH

The IUPUI Athletics Department recently named Sid van Druenen as the program's next head men's soccer coach. van Druenen comes to IUPUI from Wright State where he assisted the Raiders program since 2017.

A native of the Netherlands, van Druenen has professional playing and coaching experience before later joining the collegiate coaching ranks. He helped Wright State to a Horizon League regular season title in 2018 and an NCAA Tournament appearance in 2019, followed by a first round win over Notre Dame in the tournament.

### MAKING THE GRADE

The IUPUI Athletics Department recorded an impressive 3.43 grade point average during the fall semester as head coach Jason Suscha's women's tennis team topped the department with a 3.82 mark. The softball team had a 3.68 team GPA and the men's tennis team posted a 3.64 effort.

### WOMEN'S HOOPS ROLLIN'

Head coach Austin Parkinson's women's team is rolling along, having won 12 straight games and improving to 17-5 on the season. The Jags boast an earlier win at No. 15 Iowa this season and recently moved up to No. 9 in the most recent Mid-Major Top 25.

Led by three-time Horizon League Player of the Year Macee Williams, the Jaguars are now 14-3 in Horizon League play with two of the losses coming via forfeit due to the league's COVID policies.

## BASKETBALL CENTRAL

A year after helping host the entire NCAA Men's Basketball Tournament in the Circle City, IUPUI will be slightly less busy this March. That said, IUPUI will serve as an institutional co-host for First and Second Round games this March inside Gainbridge Fieldhouse in downtown Indianapolis.

Also, the Horizon League Tournament will be held inside Indiana Farmers Coliseum for a third straight year in 2022.



# 2020-2021 MISCELLANEOUS STATISTICS

## IUPUI'S RECORD WHEN...

	'21-22 Overall	'21-22 HL Crenshaw	Under
Home:	2-9	0-7	2-9
Away:	0-11	0-6	0-11
Neutral:	0-2	0-0	0-2
Overtime:	0-0	0-0	0-0
Lead @ Halftime:	2-2	0-1	2-2
Trail @ Halftime:	0-19	0-12	0-19
Tied @ Halftime:	0-1	0-0	0-1
Leading w/ 5:00 left:	2-1	0-0	2-1
Trailing w/ 5:00 left:	0-20	0-12	0-20
Tied w/ 5:00 left:	0-1	0-1	0-1
Shooting 50% or better:	0-1	0-1	0-1
Shooting 40-50%:	2-3	0-2	2-3
Shooting less than 40%:	0-18	0-10	0-18
Opp. shoots 50% or better:	0-3	0-2	0-3
Opp. shoots 40-50%:	0-13	0-9	0-13
Opp. shoots less than 40%:	2-6	0-2	2-6
Shooting better % than opp.	2-6	0-3	2-6
Shooting worse % than opp.	0-16	0-10	0-16
Scoring less than 50:	0-11	0-6	0-11
Score 50-59 pts:	0-10	0-6	0-10
Score 60-69 pts:	1-1	0-1	1-1
Score 70-79 pts:	1-0	0-0	1-0
Score 80-89 pts:	0-0	0-0	0-0
Score 90+ pts:	0-0	0-0	0-0
Opp. scores less than 50:	1-0	0-0	1-0
Opp. scores 50-59 pts:	1-2	0-1	1-2
Opp. scores 60-69 pts:	0-11	0-6	0-11
Opp. scores 70-79 pts:	0-5	0-4	0-5
Opp. scores 80-89 pts:	0-4	0-2	0-4
Opp. scores 90+ pts:	0-0	0-0	0-0
Commit less TO than opp.	0-4	0-2	0-4
Commit more TO than opp.	1-15	0-8	1-15
Commit same TO as opp.	1-3	0-3	1-3
Outrebound opponent:	2-8	0-4	2-8
Outrebounded:	0-13	0-8	0-13
Rebounding is equal:	0-1	0-1	0-1
Bench outscores opp.:	1-5	0-3	1-5
Bench is outscored:	1-17	0-10	1-17
Bench scoring is equal:	0-0	0-0	0-0
Hit more FT than opp.:	2-3	0-2	2-3
Hit less FT than opp.:	0-19	0-11	0-19
Hit same FT as opp.:	0-0	0-0	0-0
Hit more 3's than opp.:	1-4	0-2	1-4
Hit less 3's than opp.:	1-15	0-9	1-15
Hit same 3's as opp.:	0-3	0-2	0-3
Decided by 5 pts or less:	0-3	0-2	0-3
Decided by 6-10 points:	0-4	0-1	0-4
Decided by 10+ points:	2-15	0-10	2-15
In home whites:	0-0	0-0	0-0
In grays:	2-10	0-7	2-10
In road blacks:	0-8	0-4	0-8
In road reds:	0-4	0-2	0-4
7 in double-digits:	0-0	0-0	0-0
6 in double-digits:	0-0	0-0	0-0
5 in double-digits:	1-0	0-0	1-0
4 in double-digits:	0-0	0-0	0-0
3 in double-digits:	0-3	0-2	0-3
2 in double-digits:	0-11	0-7	0-11
1 in double-digits:	1-6	0-3	1-6
0 in double-digits:	0-2	0-1	0-2
On Mondays:	1-4	0-2	1-4
On Tuesdays:	1-3	0-0	1-3
On Wednesdays:	0-1	0-0	0-1
On Thursdays:	0-7	0-5	0-7
On Fridays:	0-1	0-0	0-1
On Saturdays:	0-6	0-6	0-6
On Sundays:	0-0	0-0	0-0
In November:	1-5	0-0	1-5
In December:	0-5	0-2	0-5
In January:	1-7	0-6	1-7
In February:	0-5	0-5	0-5
In March:	0-0	0-0	0-0

## CAREER DOUBLE-DIGIT PERFORMANCES/STARTS/DUNKS

Double-Digit Scoring Gms		
Name	Sea	Car
Maxwell	15	15
LaStrap	10	11
DePersia	2	5
McClure	3	4
Harvey	1	3
Carrasco	2	2
Stanton III	2	2
Isitua	2	2
Pandev	1	1
Pruitt	1	1

20+ Point Scoring Games		
Name	Sea	Car
Maxwell	2	2

30+ Point Scoring Games		
Name	Sea	Car

Double-Digit Reb. Games		
Name	Sea	Car
Maxwell	3	3
Isitua	3	3
McClure	2	2
Carrasco	1	1

Double-Doubles		
Name	Sea	Car
Maxwell	3	3
Carrasco	1	1
Isitua	1	1
McClure	1	1

Games Started		
Name	Sea	Car
DePersia	11	39
McClure	21	34
Maxwell	22	22
Stanton III	18	18
Carrasco	16	16
Pruitt	10	10
Isitua	9	9
LaStrap	8	9
Harvey	1	5
Pandev	0	3

Dunks		
Name	Sea	Car
Carrasco	6	7
Isitua	7	7
LaStrap	1	2
Maxwell	2	2
McClure	1	2
Harvey	1	1
Pruitt	1	1

## TIMES LEADING THE TEAM IN...

Points		
Name	Sea	Car
Maxwell	13	13
LaStrap	7	7
Harvey	0	1
Pruitt	1	1

Rebounds		
Name	Sea	Car
Maxwell	8	8
McClure	7	7
Isitua	3	3
Pruitt	3	3
DePersia	2	2
Carrasco	1	1
Harvey	1	1
LaStrap	1	1
Pandev	1	1

Assists		
Name	Sea	Car
DePersia	9	28
LaStrap	11	13
McClure	2	3
Pruitt	3	3
Stanton III	3	3
Pandev	2	2
Harvey	1	1
Maxwell	1	1

Steals		
Name	Sea	Car
DePersia	6	18
LaStrap	8	11
McClure	8	9
Pruitt	5	5
Isitua	4	4
Maxwell	4	4
Stanton III	1	1
Carrasco	1	1
Harvey	1	1

Blocked Shots		
Name	Sea	Car
Carrasco	9	11
Isitua	6	6
Maxwell	4	4
McClure	0	0
DePersia	0	0
Pandev	1	2
Pruitt	2	2
Harvey	0	1
Maxwell	1	1
Stanton III	1	1

## SPECIALTY STATS

PP = Points in the Paint; POT = Points off Turnover; 2nd = 2nd Chance Points; BP = Bench Points

Opponent	Result	PP	POT	2nd	BP	Largest Lead	Largest Deficit	Lead Chngs	Ties	Time w/ Lead	Time Trailing
at Butler	L, 47-56	22/16	11/7	4/3	20/8	2	15	2	2	4:06	33:56
at Evansville	L, 40-60	24/22	8/16	8/2	13/14	---	22	0	0	0:00	38:33
vs. Denver	L, 47-63	12/20	11/23	13/9	22/24	---	19	0	1	0:00	38:35
vs. TAMUCC	L, 59-65	14/32	14/21	11/13	27/31	6	11	3	1	16:08	21:50
at UTSA	L, 57-60	24/24	13/13	12/14	26/5	10	3	3	1	37:30	0:52
Spalding Univ.	W, 61-41	22/20	20/15	11/3	30/19	26	---	0	0	39:06	0:00
Detroit Mercy	L, 45-69	16/26	15/22	1/6	18/9	---	28	0	0	0:00	39:12
Oakland	L, 45-78	24/28	4/32	9/20	16/19	2	34	2	1	0:56	36:26
at Tennessee St.	L, 44-70	24/26	5/30	8/5	19/32	---	28	0	1	0:00	38:56
Chicago St.	L, 55-61	16/18	22/4	5/5	15/25	4	19	4	1	3:11	34:34
Morehead St.	L, 52-80	24/20	4/26	8/16	24/35	2	32	3	2	2:38	35:47
at Wright St.	L, 58-72	16/36	16/19	8/16	15/6	5	20	2	1	5:41	33:11
UIC	L, 65-67	32/28	13/15	12/10	23/11	8	3	9	7	22:23	10:35
at Green Bay	L, 54-69	12/12	9/17	11/13	18/28	4	16	4	1	5:48	33:22
at Milwaukee	L, 54-89	16/28	4/15	6/16	30/37	---	38	0	1	0:00	39:36
at Ohio State	L, 37-83	14/32	6/31	4/15	20/48	---	46	0	0	0:00	39:08
Wright St.	L, 45-73	26/34	11/25	6/12	21/27	3	34	4	4	3:09	33:59
Northern Ky.	L, 41-60	20/22	11/25	4/10	2/15	---	25	0	1	0:00	36:24
East-West	W, 75-59	42/20	12/19	13/4	2/15	17	---	0	1	38:01	0:00
Youngstown St.	L, 55-61	26/24	2/16	7/2	2/16	4	12	2	4	2:07	32:49
Robert Morris	L, 49-66	22/24	9/8	6/10	10/11	---	17	0	0	0:00	39:39
at Purdue FW	L, 57-72	22/26	14/32	3/19	6/17	1	22	2	1	0:19	39:08
at Cleveland St.	L, 45-83	24/34	8/33	11/14	0/31	0	49	0	0	0:00	39:10
at UIC	L, 54-57	30/18	10/15	8/7	6/8	10	4	9	9	26:31	10:16
at Robert Morris											
at Youngstown St.											
Milwaukee											
Green Bay											
HL 1st Rd.											
HL 2nd Rd.											
HL Semis											
HL Finals											
Totals		550/614	254/496	206/246	367/507	26	49	51	44	207:34	705:58
Averages		22.9/25.6	10.6/20.7	8.6/10.3	15.3/21.1			2.1	1.8	21.6%	73.5%
										of time	of time

## WIN/LOSS MARGINS

Wins	2													
MARGIN	1	2	3	4	5	6	7	8	9	10	11-15	16-20	21-29	30+
Losses		1	2			3			1		4	3	4	4



# 2021-2022 IUPUI STATISTICS

## Game Records

Record	Overall	Home	Away	Neutral
ALL GAMES	2-22	2-9	0-11	0-2
CONFERENCE	0-13	0-7	0-6	0-0
NON-CONFERENCE	2-9	2-2	0-5	0-2

## Score by Periods

Team	1st	2nd	OT	TOT
IUPUI	554	687	0	1241
Opponents	750	864	0	1614

## Team Box Score

No.	Player				Total		3-Point		F-Throw		Rebounds											
		GP-GS	MIN	AVG	FG-FGA	FG%	3FG-3FGA	3FG%	FT-FTA	FT%	OFF	DEF	TOT	AVG	PF	DQ	A	TO	BLK	STL	PTS	AVG
00	MAXWELL, B.J.	23-22	752:60	32.7	101-282	.358	29-117	.248	53-66	.803	31	84	115	5.0	69	1	21	37	10	22	284	12.3
4	LASTRAP, Bakari	24-8	586:60	24.5	74-192	.385	8-27	.296	38-58	.655	13	37	50	2.1	47	0	56	82	0	16	194	8.1
12	SEAY, Azariah	17-4	307:13	18.1	43-116	.371	8-43	.186	15-19	.789	18	31	49	2.9	35	1	12	25	1	10	109	6.4
10	DEPERIA, Mike	19-11	528:45	27.8	33-89	.371	17-43	.395	21-28	.750	10	45	55	2.9	37	1	59	24	1	16	104	5.5
5	MCCLURE, Nathan	23-21	672:29	29.2	43-113	.381	21-72	.292	15-21	.714	35	77	112	4.9	57	0	29	40	3	26	122	5.3
1	PRUITT, KJ	10-10	270:12	27.0	19-46	.413	4-14	.286	8-13	.615	8	23	31	3.1	19	0	18	31	4	10	50	5.0
23	ISITUA, Chuks	24-9	450:24	18.8	45-87	.517	0-0	.000	21-40	.525	32	58	90	3.8	63	2	5	33	14	12	111	4.6
25	STANTON III, Boston	23-18	560:27	24.4	36-138	.261	18-72	.250	13-19	.684	4	48	52	2.3	37	0	24	61	3	10	103	4.5
24	CARRASCO, Jonah	19-16	367:51	19.4	31-64	.484	0-0	.000	22-44	.500	31	41	72	3.8	44	1	7	23	2	5	84	4.4
2	HARVEY, Bobby	9-1	172:06	19.1	13-48	.271	10-31	.323	2-3	.667	4	19	23	2.6	18	1	7	7	1	3	38	4.2
33	PANDEV, Dimitar	16-0	130:32	8.2	15-32	.469	4-12	.333	8-13	.615	9	19	28	1.8	10	0	6	10	1	1	42	2.6
Team											53	36	89					32				
Total		24	4800		453-1207	.375	119-431	.276	216-324	.667	248	518	766	31.9	436	7	244	405	59	131	1241	51.7
Opponents		24	4800		540-1244	.434	189-531	.356	345-459	.752	243	551	794	33.1	355	6	295	314	69	180	1614	67.3

## Team Statistics

	IUPUI	OPP
<b>Scoring</b>	<b>1241</b>	<b>1614</b>
Points per game	51.7	67.3
Scoring margin	-15.5	-
<b>Field goals-att</b>	<b>453-1207</b>	<b>540-1244</b>
Field goal pct	.375	.434
<b>3 point fg-att</b>	<b>119-431</b>	<b>189-531</b>
3-point FG pct	.276	.356
3-pt FG made per game	5.0	7.9
<b>Free throws-att</b>	<b>216-324</b>	<b>345-459</b>
Free throw pct	.667	.752
F-Throws made per game	9.0	14.4
<b>Rebounds</b>	<b>766</b>	<b>794</b>
Rebounds per game	31.9	33.1
Rebounding margin	-1.2	-
<b>Assists</b>	<b>244</b>	<b>295</b>
Assists per game	10.2	12.3
<b>Turnovers</b>	<b>405</b>	<b>314</b>
Turnovers per game	16.9	13.1
Turnover margin	-3.8	-
Assist/turnover ratio	0.6	0.9
<b>Steals</b>	<b>131</b>	<b>180</b>
Steals per game	5.5	7.5
<b>Blocks</b>	<b>59</b>	<b>69</b>
Blocks per game	2.5	2.9
<b>Winning streak</b>	<b>0</b>	<b>-</b>
Home win streak	0	-
<b>Attendance</b>	<b>7111</b>	<b>34789</b>
Home games-Avg/Game	11-646	11-3163
Neutral site-Avg/Game	-	2-173

## Team Results

Date	Opponent	Score	Att.
11/09/2021	at Butler	L 47-56	7134
11/11/2021	at Evansville	L 40-60	3145
11/15/2021	vs Denver	L 47-63	197
11/16/2021	vs A&M-Corpus Christi	L 59-65	148
11/17/2021	at UTSA	L 57-60	678
11/23/2021	Spalding	W 61-41	603
12/02/2021	Detroit Mercy	L 45-69	892
12/04/2021	Oakland	L 45-78	898
12/10/2021	at Tennessee St.	L 44-70	334
12/16/2021	Chicago St.	L 55-61	725
12/21/2021	Morehead St.	L 52-80	728
01/08/2022	at Wright St.	L 58-72	2967
01/10/2022	UIC	L 65-67	613
01/13/2022	at Green Bay	L 54-69	1342
01/15/2022	at Milwaukee	L 54-89	2091
01/18/2022	at Ohio St.	L 37-83	10666
01/20/2022	Wright St.	L 45-73	692
01/22/2022	Northern Ky.	L 41-60	795
01/31/2022	East-West U.	W 75-59	163
02/03/2022	Youngstown St.	L 55-61	420
02/05/2022	Robert Morris	L 49-66	582
02/10/2022	at Purdue Fort Wayne	L 57-72	1188
02/12/2022	at Cleveland St.	L 45-83	4002
02/14/2022	at UIC	L 54-57	1242

# 2021-2022 IUPUI HORIZON LEAGUE ONLY STATISTICS

## Game Records

Record	Overall	Home	Away	Neutral
ALL GAMES	0-13	0-7	0-6	0-0
CONFERENCE	0-13	0-7	0-6	0-0
NON-CONFERENCE	0-0	0-0	0-0	0-0

## Score by Periods

Team	1st	2nd	OT	TOT
IUPUI	294	373	0	667
Opponents	437	479	0	916

## Team Box Score

No.	Player				Total		3-Point		F-Throw		Rebounds													
		GP-GS	MIN	AVG	FG-FGA	FG%	3FG-3FGA	3FG%	FT-FTA	FT%	OFF	DEF	TOT	AVG	PF	DQ	A	TO	BLK	STL	PTS	AVG		
00	MAXWELL, B.J.	13-12	433:48	33.4	65-169	.385	17-65	.262	26-35	.743	20	47	67	5.2	41	1	14	24	5	15	173	13.3		
4	LASTRAP, Bakari	13-6	354:39	27.3	42-118	.356	6-16	.375	20-30	.667	9	24	33	2.5	23	0	33	42	0	7	110	8.5		
12	SEAY, Azariah	7-3	139:03	19.9	20-58	.345	3-18	.167	6-6	1.000	7	15	22	3.1	16	0	7	8	1	6	49	7.0		
2	HARVEY, Bobby	1-0	18:54	18.9	2-6	.333	2-3	.667	0-1	.000	0	2	2	2.0	5	1	0	3	0	0	6	6.0		
24	CARRASCO, Jonah	8-8	186:42	23.3	16-35	.457	0-0	.000	14-24	.583	10	18	28	3.5	19	1	5	14	6	5	46	5.8		
10	DEPERIA, Mike	12-8	364:30	30.4	22-61	.361	11-29	.379	13-15	.867	7	28	35	2.9	23	0	43	18	1	12	68	5.7		
5	MCCLURE, Nathan	12-12	390:15	32.5	23-60	.383	13-38	.342	8-10	.800	19	38	57	4.8	33	0	17	29	3	20	67	5.6		
23	ISITUA, Chuks	13-6	274:51	21.1	28-58	.483	0-0	.000	10-18	.556	22	38	60	4.6	39	2	2	17	7	8	66	5.1		
1	PRUITT, KJ	2-2	63:49	31.9	5-13	.385	0-3	.000	0-0	.000	4	6	10	5.0	7	0	7	6	0	2	10	5.0		
25	STANTON III, Boston	13-8	329:02	25.3	22-79	.278	10-42	.238	8-10	.800	3	28	31	2.4	22	0	7	37	2	8	62	4.8		
33	PANDEV, Dimitar	6-0	44:27	7.4	3-13	.231	1-6	.167	3-4	.750	5	6	11	1.8	4	0	2	6	0	0	10	1.7		
Team											27	17	44					12						
Total		13	2600		248-670	.370	63-220	.286	108-153	.706	133	267	400	30.8	232	5	137	216	25	83	667	51.3		
Opponents		13	2600		309-685	.451	109-306	.356	189-244	.775	132	307	439	33.8	186	4	176	164	43	97	916	70.5		

## Team Statistics

	IUPUI	OPP
<b>Scoring</b>	<b>667</b>	<b>916</b>
Points per game	51.3	70.5
Scoring margin	-19.2	-
<b>Field goals-att</b>	<b>248-670</b>	<b>309-685</b>
Field goal pct	.370	.451
<b>3 point fg-att</b>	<b>63-220</b>	<b>109-306</b>
3-point FG pct	.286	.356
3-pt FG made per game	4.8	8.4
<b>Free throws-att</b>	<b>108-153</b>	<b>189-244</b>
Free throw pct	.706	.775
F-Throws made per game	8.3	14.5
<b>Rebounds</b>	<b>400</b>	<b>439</b>
Rebounds per game	30.8	33.8
Rebounding margin	-3.0	-
<b>Assists</b>	<b>137</b>	<b>176</b>
Assists per game	10.5	13.5
<b>Turnovers</b>	<b>216</b>	<b>164</b>
Turnovers per game	16.6	12.6
Turnover margin	-4.0	-
Assist/turnover ratio	0.6	1.1
<b>Steals</b>	<b>83</b>	<b>97</b>
Steals per game	6.4	7.5
<b>Blocks</b>	<b>25</b>	<b>43</b>
Blocks per game	1.9	3.3
<b>Winning streak</b>	<b>0</b>	<b>-</b>
Home win streak	0	-
<b>Attendance</b>	<b>4892</b>	<b>12832</b>
Home games-Avg/Game	7-699	6-2139
Neutral site-Avg/Game	-	0-0

## Team Results

Date	Opponent		Score	Att.
12/02/2021	Detroit Mercy	L	45-69	892
12/04/2021	Oakland	L	45-78	898
01/08/2022	at Wright St.	L	58-72	2967
01/10/2022	UIC	L	65-67	613
01/13/2022	at Green Bay	L	54-69	1342
01/15/2022	at Milwaukee	L	54-89	2091
01/20/2022	Wright St.	L	45-73	692
01/22/2022	Northern Ky.	L	41-60	795
02/03/2022	Youngstown St.	L	55-61	420
02/05/2022	Robert Morris	L	49-66	582
02/10/2022	at Purdue Fort Wayne	L	57-72	1188
02/12/2022	at Cleveland St.	L	45-83	4002
02/14/2022	at UIC	L	54-57	1242



## 2021-2022 STATISTICAL SPLITS

### Wins (2 totals)

No.	Player				Total		3-Point		F-Throw		Rebounds											
		GP-GS	MIN	AVG	FG-FGA	FG%	3FG-3FGA	3FG%	FT-FTA	FT%	OFF	DEF	TOT	AVG	PF	DQ	A	TO	BLK	STL	PTS	AVG
4	LASTRAP, Bakari	2-1	56:05	28.0	9-20	.450	1-4	.250	10-14	.714	1	5	6	3.0	7	0	6	11	0	3	29	14.5
10	DEPERSEA, Mike	1-1	38:20	38.3	4-7	.571	1-2	.500	5-6	.833	2	3	5	5.0	1	0	5	0	0	2	14	14.0
00	MAXWELL, B.J.	1-1	39:16	39.3	5-13	.385	1-5	.200	2-2	1.000	3	9	12	12.0	1	0	4	1	0	1	13	13.0
24	CARRASCO, Jonah	2-2	51:30	25.8	9-12	.750	0-0	.000	3-9	.333	6	10	16	8.0	4	0	2	4	9	0	21	10.5
5	MCCLURE, Nathan	2-2	62:49	31.4	7-17	.412	2-9	.222	3-6	.500	7	14	21	10.5	2	0	4	3	0	1	19	9.5
25	STANTON III, Boston	1-1	26:19	26.3	2-8	.250	2-6	.333	2-2	1.000	0	0	0	0.0	2	0	2	3	0	0	8	8.0
12	SEAY, Azariah	1-0	18:15	18.3	3-4	.750	1-2	.500	1-2	.500	2	4	6	6.0	2	0	0	3	0	0	8	8.0
33	PANDEV, Dimitar	1-0	15:58	16.0	3-5	.600	1-3	.333	0-0	.000	1	3	4	4.0	0	0	2	1	0	1	7	7.0
1	PRUITT, KJ	1-1	31:02	31.0	2-5	.400	1-2	.500	0-0	.000	0	1	1	1.0	1	0	2	0	1	2	5	5.0
2	HARVEY, Bobby	1-1	27:12	27.2	2-8	.250	1-6	.167	0-0	.000	0	3	3	3.0	2	0	2	1	0	3	5	5.0
23	ISITUA, Chuks	2-0	33:14	16.6	2-5	.400	0-0	.000	3-6	.500	2	7	9	4.5	6	0	1	5	2	1	7	3.5
Team											5	4	9					5				
Total		2	400		48-104	.462	11-39	.282	29-47	.617	29	63	92	46.0	28	0	30	37	12	14	136	68.0
Opponents		2	400		39-111	.351	10-34	.294	12-18	.667	14	34	48	24.0	34	1	14	33	2	15	100	50.0

### Losses (22 total)

No.	Player				Total		3-Point		F-Throw		Rebounds											
		GP-GS	MIN	AVG	FG-FGA	FG%	3FG-3FGA	3FG%	FT-FTA	FT%	OFF	DEF	TOT	AVG	PF	DQ	A	TO	BLK	STL	PTS	AVG
00	MAXWELL, B.J.	22-21	713:44	32.4	96-269	.357	28-112	.250	51-64	.797	28	75	103	4.7	68	1	17	36	10	21	271	12.3
4	LASTRAP, Bakari	22-7	530:55	24.1	65-172	.378	7-23	.304	28-44	.636	12	32	44	2.0	40	0	50	71	0	13	165	7.5
12	SEAY, Azariah	16-4	288:58	18.1	40-112	.357	7-41	.171	14-17	.824	16	27	43	2.7	33	1	12	22	1	10	101	6.3
10	DEPERISIA, Mike	18-10	490:25	27.2	29-82	.354	16-41	.390	16-22	.727	8	42	50	2.8	36	1	54	24	1	14	90	5.0
	1 PRUITT, KJ	9-9	239:10	26.6	17-41	.415	3-12	.250	8-13	.615	8	22	30	3.3	18	0	16	31	3	8	45	5.0
	5 MCCLURE, Nathan	21-19	609:40	29.0	36-96	.375	19-63	.302	12-15	.800	28	63	91	4.3	55	0	25	37	3	25	103	4.9
23	ISITUA, Chuks	22-9	417:10	19.0	43-82	.524	0-0	.000	18-34	.529	30	51	81	3.7	57	2	4	28	12	11	104	4.7
25	STANTON III, Boston	22-17	534:08	24.3	34-130	.262	16-66	.242	11-17	.647	4	48	52	2.4	35	0	22	58	3	10	95	4.3
	2 HARVEY, Bobby	8-0	144:54	18.1	11-40	.275	9-25	.360	2-3	.667	4	16	20	2.5	16	1	5	6	1	0	33	4.1
24	CARRASCO, Jonah	17-14	316:21	18.6	22-52	.423	0-0	.000	19-35	.543	25	31	56	3.3	40	1	5	19	12	5	63	3.7
33	PANDEV, Dimitar	15-0	114:34	7.6	12-27	.444	3-9	.333	8-13	.615	8	16	24	1.6	10	0	4	9	1	0	35	2.3
Team											48	32	80					27				
Total		22	4400		405-1103	.367	108-392	.276	187-277	.675	219	455	674	30.6	408	7	214	368	47	117	1105	50.2
Opponents		22	4400		501-1133	.442	179-497	.360	333-441	.755	229	517	746	33.9	321	5	281	281	67	165	1514	68.8

**Home (2-9)**

No.	Player				Total		3-Point		F-Throw		Rebounds											
		GP-GS	MIN	AVG	FG-FTA	FG%	3FG-3FGA	3FG%	FT-FTA	FT%	OFF	DEF	TOT	AVG	PF	DQ	A	TO	BLK	STL	PTS	AVG
00	MAXWELL, B.J.	10-10	344:52	34.5	49-125	.392	14-47	.298	17-21	.810	16	33	49	4.9	29	0	12	20	2	8	129	12.9
4	LASTRAP, Bakari	11-5	290:21	26.4	40-99	.404	4-13	.308	27-38	.711	11	24	35	3.2	24	0	28	38	0	11	111	10.1
12	SEAY, Azariah	7-2	124:53	17.8	19-40	.475	4-15	.267	6-7	.857	6	12	18	2.6	17	1	4	13	1	7	48	6.9
10	DEPERSIA, Mike	8-5	245:00	30.6	19-44	.432	7-15	.467	9-12	.750	6	17	23	2.9	13	0	28	9	0	10	54	6.8
4	CARRASCO, Jonah	9-7	212:32	23.6	19-37	.514	0-0	.000	14-28	.500	16	26	42	4.7	17	0	4	16	15	1	52	5.8
25	STANTON III, Boston	10-8	269:11	26.9	19-76	.250	8-40	.200	8-11	.727	4	14	18	1.8	16	0	6	23	0	6	54	5.4
1	PRUITT, KJ	4-4	113:52	28.5	8-21	.381	1-5	.200	3-6	.500	4	9	13	3.3	9	0	11	8	1	5	20	5.0
23	ISITUA, Chuks	11-4	205:56	18.7	19-39	.487	0-0	.000	7-17	.412	15	30	45	4.1	31	2	2	10	7	6	45	4.1
33	PANDEV, Dimitar	6-0	59:12	9.9	8-15	.533	3-8	.375	5-8	.625	6	11	17	2.8	7	0	3	5	0	1	24	4.0
5	MCCLURE, Nathan	10-9	269:31	27.0	15-42	.357	5-23	.217	5-8	.625	16	37	53	5.3	24	0	10	25	2	8	40	4.0
2	HARVEY, Bobby	3-1	64:40	21.6	4-19	.211	3-13	.231	0-1	.000	0	6	6	2.0	9	1	2	5	1	3	11	3.7
Team											26	21	47					13				
Total		11	2200		219-557	.393	49-179	.274	101-157	.643	126	240	366	33.3	196	4	110	185	29	66	588	53.5
Opponents		11	2200		241-567	.425	84-249	.337	149-187	.797	109	243	352	32.0	168	3	126	157	32	76	715	65.0

### Road/Neutral (0-13)

No.	Player				Total		3-Point		F-Throw		Rebounds											
		GP-GS	MIN	AVG	FG-FGA	FG%	3FG-3FGA	3FG%	FT-FTA	FT%	OFF	DEF	TOT	AVG	PF	DQ	A	TO	BLK	STL	PTS	AVG
00	MAXWELL, B.J.	13-12	408:08	31.4	52-157	.331	15-70	.214	36-45	.800	15	51	66	5.1	40	1	9	17	8	14	155	11.0
4	LASTRAP, Bakari	13-3	296:39	22.8	34-93	.366	4-14	.286	11-20	.550	2	13	15	1.2	23	0	28	44	0	5	83	6.4
5	MCCLURE, Nathan	13-12	402:59	31.0	28-71	.394	16-49	.327	10-13	.769	19	40	59	4.5	33	0	19	15	1	18	82	6.3
12	SEAY, Azariah	10-2	182:20	18.2	24-76	.316	4-28	.143	9-12	.750	12	19	31	3.1	18	0	8	12	0	3	61	6.1
23	ISITUA, Chuks	13-5	244:28	18.8	26-48	.542	0-0	.000	14-23	.609	17	28	45	3.5	32	0	3	23	7	6	66	5.1
1	PRUITT, KJ	6-6	156:20	26.1	11-25	.440	3-9	.333	5-7	.714	4	14	18	3.0	10	0	7	23	3	5	30	5.0
10	DEPERSIA, Mike	11-6	283:45	25.8	14-45	.311	10-28	.357	12-16	.750	4	28	32	2.9	24	1	31	15	1	6	50	4.5
2	HARVEY, Bobby	6-0	107:26	17.9	9-29	.310	7-18	.389	2-2	1.000	4	13	17	2.8	9	0	5	2	0	0	27	4.5
25	STANTON III, Boston	13-10	291:16	22.4	17-62	.274	10-32	.313	5-8	.625	0	34	34	2.6	21	0	18	38	3	4	49	3.8
24	CARRASCO, Jonah	10-9	155:19	15.5	12-27	.444	0-0	.000	8-16	.500	15	15	30	3.0	27	1	3	7	6	4	32	3.2
33	PANDEV, Dimitar	10-0	71:20	7.1	7-17	.412	1-4	.250	3-5	.600	3	8	11	1.1	3	0	3	5	1	0	18	1.8
Team											27	15	42				19					
Total		13	2600		234-650	.360	70-252	.278	115-167	.689	122	278	400	30.8	240	3	134	220	30	65	653	50.2
Opponents		13	2600		299-677	.442	105-282	.372	196-272	.721	134	308	442	34.0	187	3	169	157	37	104	899	69.2

## STARTING LINEUPS

Date	Opponent	Outcome	Name	Name	Name	Name	Name	First Sub (Time)
11/9	at Butler	L, 47-56	Maxwell	Pruitt	McClure	Stanton III	Carrasco	DePersia (16:59)
11/11	at Evansville	L, 40-60	Maxwell	Pruitt	McClure	Stanton III	Carrasco	DePersia (17:18)
11/15	vs. Denver	L, 47-63	Maxwell	Pruitt	McClure	Stanton III	Carrasco	Harvey (17:57)
11/16	vs. TAMUCC	L, 59-65	Maxwell	Pruitt	McClure	Stanton III	Carrasco	Isitua (18:12)
11/17	at UTSA	L, 57-60	Maxwell	Pruitt	McClure	Stanton III	Carrasco	Isitua/Seay (15:55)
11/23	Spalding	W, 61-41	Harvey	Pruitt	McClure	Stanton III	Carrasco	LaStrap/Isitua/Seay (15:18)
12/2	*Detroit Mercy	L, 45-69	Maxwell	Pruitt	McClure	Stanton III	Carrasco	DePersia/Harvey (16:28)
12/4	*Oakland	L, 45-78	Maxwell	Pruitt	McClure	Stanton III	Carrasco	DePersia/Isitua/Seay (14:14)
12/10	at Tennessee St.	L, 44-70	Maxwell	Pruitt	DePersia	Stanton III	Isitua	Carrasco/Harvey/McClure (15:53)
12/16	Chicago St.	L, 55-61	Maxwell	Pruitt	LaStrap	Stanton III	Isitua	Carrasco (17:21)
12/21	Morehead St.	L, 52-80	Maxwell	Seay	McClure	Stanton III	Isitua	LaStrap (17:05)
1/8	*at Wright St.	L, 58-72	Maxwell	Seay	McClure	Stanton III	Carrasco	LaStrap (17:27)
1/10	*UIC	L, 65-67	Maxwell	Seay	McClure	Stanton III	Carrasco	LaStrap (16:09)
1/13	*at Green Bay	L, 54-69	DePersia	Seay	McClure	Stanton III	Carrasco	Maxwell (16:36)
1/15	*at Milwaukee	L, 54-89	Maxwell	Isitua	McClure	Stanton III	Carrasco	DePersia (16:47)
1/18	at Ohio State	L, 37-83	Maxwell	DePersia	McClure	Stanton III	Carrasco	LaStrap (18:03)
1/20	*Wright St.	L, 45-73	Maxwell	DePersia	McClure	Stanton III	Carrasco	Isitua (15:51)
1/22	*Northern Ky.	L, 41-60	Maxwell	DePersia	LaStrap	Stanton III	Carrasco	Isitua (17:12)
1/31	East-West	W, 75-59	Maxwell	DePersia	McClure	LaStrap	Carrasco	Isitua (15:18)
2/3	*Youngstown St.	L, 55-61	Maxwell	DePersia	McClure	LaStrap	Isitua	Stanton III (14:07)
2/5	*Robert Morris	L, 49-66	Maxwell	DePersia	McClure	LaStrap	Isitua	Stanton III (14:40)
2/10	*at Purdue FW	L, 57-72	Maxwell	DePersia	McClure	LaStrap	Isitua	Stanton III (15:23)
2/12	*at Cleveland St.	L, 45-83	Maxwell	DePersia	McClure	LaStrap	Isitua	Stanton III (15:45)
2/14	*at UIC	L, 54-57	Maxwell	DePersia	McClure	LaStrap	Isitua	Stanton III (12:54)
2/17	*at Robert Morris							
2/19	*at Youngstown St.							
2/24	*Milwaukee							
2/26	*Green Bay							
3/1	HL - 1st Round							
3/3	HL - Quarterfinals							
3/7	HL - Semifinals							
3/8	HL - Championship							

### IUPUI TEAM HIGHS

POINTS	75	East-West.....	Jan. 31
FG MADE	26	(2x) last vs. East-West .....	Jan. 31
FG ATT	59	Robert Morris.....	Feb. 5
FG PCT.	52.0%	UIC.....	Jan. 10
3FG MADE	9	(2x) last at Purdue FW .....	Feb. 10
3FG ATT	27	vs. Denver.....	Nov. 15
3FG PCT.	41.2%	at Wright State .....	Jan. 8
FT MADE	19	East-West.....	Jan. 31
FT ATT	32	East-West.....	Jan. 31
FT PCT	80.0%	UIC.....	Jan. 10
OFF. REB	18	at Cleveland St. ....	Feb. 12
DEF. REB	38	East-West.....	Jan. 31
REB	55	East-West.....	Jan. 31
REB MARGIN	+27	East-West.....	Jan. 31
AST	18	East-West.....	Jan. 31
STL	11	at Wright State .....	Jan. 8
BLK	8	East-West.....	Jan. 31
TO	25	vs. TAMUCC.....	Nov. 16
TO MARGIN	+13	Chicago State.....	Dec. 16
FOULS	26	Oakland.....	Dec. 4

### OPPONENT TEAM HIGHS

POINTS	89	at Milwaukee .....	Jan. 15
FG MADE	33	at Milwaukee .....	Jan. 15
FG ATT	69	at Cleveland St. ....	Feb. 12
FG PCT.	62.3%	at Milwaukee .....	Jan. 15
3FG MADE	13	at Milwaukee .....	Jan. 15
3FG ATT	30	Chicago State.....	Dec. 16
3FG PCT.	52.0%	at Milwaukee .....	Jan. 15
FT MADE	28	Oakland.....	Dec. 4
FT ATT	35	vs. TAMUCC.....	Nov. 16
FT PCT	87.5%	Oakland.....	Dec. 4
OFF. REB	19	at UTSA.....	Nov. 17
DEF. REB	30	at Evansville.....	Nov. 11
REB	47	Chicago State.....	Dec. 16
REB MARGIN	+20	Chicago State.....	Dec. 16
AST	24	at Cleveland St. ....	Feb. 12
STL	15	at Cleveland St. ....	Feb. 12
BLK	8	at UIC.....	Feb. 14
TO	24	Chicago State.....	Dec. 16
TO MARGIN	+15	(2x) last at Cleve. St. ....	Feb. 12
FOULS	24	vs. TAMUCC.....	Nov. 16

### IUPUI PLAYER GAME HIGHS

POINTS	22	Maxwell vs. YSU (2/3)
FG MADE	9	Maxwell vs. YSU (2/3)
FG ATT	20	Maxwell vs. YSU (2/3)
FG PCT.	71.4%	Carrasco vs. East-West (1/31)
(min. 5 made)		
3FG MADE	5	McClure at Purdue FW (2/10)
3FG ATT	8	(2x) McClure at Purdue FW (2/10)
3FG PCT.	100%	Pandev vs. Morehead St. (12/21)
(min. 2 made)		
FT MADE	7	LaStrap vs. East-West (1/31)
FT ATT	10	LaStrap vs. East-West (1/31)
FT PCT	100%	(3x) DePersia at UIC (2/14)
(min. 3 made)		
REB	14	McClure vs. East-West (1/31)
AST	6	(2x) LaStrap at Purdue FW (2/10)
STL	6	McClure at Wright St. (1/8)
BLK	7	Carrasco vs. East-West (1/31)
TO	7	(3x) Stanton III at Cleve. St. (2/12)

### IUPUI TEAM LOWS

POINTS	37	at Ohio State .....	Jan. 18
FG MADE	13	at Ohio State .....	Jan. 18
FG ATT	40	at Ohio State .....	Jan. 18
FG PCT.	27.3%	at Cleveland St. ....	Feb. 12
3FG MADE	2	(2x) last vs. Wright St. ....	Jan. 20
3FG ATT	10	(2x) last at UIC.....	Feb. 14
3FG PCT.	12.5%	Oakland.....	Dec. 4
FT MADE	3	Northern Ky. ....	Jan. 22
FT ATT	4	Northern Ky. ....	Jan. 22
FT PCT	40.0%	Youngstown State .....	Feb. 3
OFF. REB	4	at Purdue FW.....	Feb. 10
DEF. REB	13	at Ohio State .....	Jan. 18
REB	19	at Ohio State .....	Jan. 18
REB MARGIN	-20	Chicago State.....	Dec. 16
AST	5	Morehead State .....	Dec. 21
STL	1	Morehead State .....	Dec. 21
BLK	0	(6x) last at UIC.....	Feb. 14
TO	9	at Butler.....	Nov. 9
TO MARGIN	-15	(2x) last at Cleve. St. ....	Feb. 12
FOULS	9	at Cleveland St. ....	Feb. 12

### OPPONENT TEAM LOWS

POINTS	41	Spalding.....	Nov. 23
FG MADE	15	at Butler.....	Nov. 9
FG ATT	38	at Evansville.....	Nov. 11
FG PCT.	33.3%	at UTSA.....	Nov. 17
3FG MADE	0	Spalding.....	Nov. 23
3FG ATT	7	Spalding.....	Nov. 23
3FG PCT.	00.0%	Spalding.....	Nov. 23
FT MADE	3	East-West.....	Jan. 31
FT ATT	5	East-West.....	Jan. 31
FT PCT	54.2%	vs. Denver.....	Nov. 15
OFF. REB	3	at Evansville.....	Nov. 11
DEF. REB	14	(2x) last vs. Spalding .....	Nov. 23
REB	20	(2x) last vs. East-West .....	Jan. 31
REB MARGIN	-27	East-West.....	Jan. 31
AST	3	Spalding.....	Nov. 23
STL	2	Robert Morris.....	Feb. 5
BLK	0	(2x) last vs. TAMUCC.....	Nov. 16
TO	8	(2x) last at Ohio State.....	Jan. 18
TO MARGIN	-13	Chicago State.....	Dec. 16
FOULS	10	at Evansville.....	Nov. 11

### OPPOSING PLAYER GAME HIGHS

POINTS	22	K.J. Hunt vs. Denver (11/15)
FG MADE	9	K.J. Hunt vs. Denver (11/15)
FG ATT	25	De'Quan Jackson vs. East-West (1/31)
FG PCT.	80.0%	Dedric Boyd at Tenn. St. (12/10)
(min. 5 made)		
3FG MADE	5	(4x) Jarred Godfrey at PFW (2/10)
3FG ATT	12	Antoine Davis vs. UDM (12/2)
3FG PCT.	100%	(4x) two at Cleve. St. (2/12)
(min. 2 made)		
FT MADE	10	(2x) Jalen Moore vs. Oakland (12/4)
FT ATT	13	Chuck Harris vs. Butler (11/9)
FT PCT	100%	Jalen Moore vs. Oakland (12/4)
(min. 3 made)		
REB	14	Cedrick Alley Jr. vs. UTSA (11/17)
AST	10	Antoine Davis vs. UDM (12/2)
STL	5	(2x) D'Moi Hodge at CSU (2/12)
BLK	4	Teddy BayiBa Mendeng vs. Chi St. (12/16)
TO	8	Jahsean Corbett vs. Chicago St. (12/16)



IUPUI Hall of Famer **Matt Crenshaw** was named the tenth head coach of the Jaguars' men's basketball program in April 2021. Crenshaw, the program's all-time leader in assists and longtime assistant coach, was selected following a national search, facilitated by an IUPUI campus-wide search committee and assisted by Parker Executive Search. He brings 15 years of collegiate coaching experience to the Jaguar program.

Before his return to IUPUI, Crenshaw spent three seasons as an assistant at Ball State, serving as the Cardinals' co-defensive coordinator. In addition, he was instrumental in BSU's guard development, recruiting efforts and advance scouting. Under his tutelage, Ball State boasted All-Mid-American Conference performers Tayler Persons, Ishmael El-Amin, K.J. Walton and 2019-20 MAC Freshman of the Year Jarron Coleman. In addition, Ball State had the MAC's best scoring defense during the 2019-2020 season and captured a West Division championship before the season was halted due to COVID-19.

Crenshaw previously spent 12 seasons on the IUPUI bench, including his final seven years as the program's associate head coach. He was on the IUPUI coaching staff when the Jaguars notched a 26-7 mark in 2007-2008, led by the program's first NBA Draft pick, George Hill. While at IUPUI, he coached 15 all-league performers, two all-district honorees, three Mid-Major All-Americans and one CoSIDA Academic All-American.

His time on the IUPUI sidelines spanned the tenures of three head coaches, starting with his college coach Ron Hunter. Crenshaw was instrumental in a pair of firsts - leading the Jaguars to their first NCAA Tournament as a player and helping the program to its first postseason victory as a coach.

That victory came in the 2010 College Basketball Invitational as part of a 25-win season in which IUPUI fell one win shy of tying the program's single-season record for victories. That season also included one of the Jaguars' two trips to the Summit League championship game during Crenshaw's time on the bench.

In May of 2013, Crenshaw was selected from a competitive field of talented assistant coaches and invited to participate in the NCAA's A.C.E (Achieving Coaching Excellence) Program. The professional development seminar provided an opportunity to focus on training and education in the areas of leadership, communication, campus relations, media, community involvement and program management. He was able to implement much of the training as he has excelled in academic oversight and been active on campus, both at IUPUI and Ball State. He's also helped spearhead community service initiatives in both Indianapolis and Muncie.

As a player, Crenshaw gained national acclaim in March 2003 when his last second jumper sent IUPUI to a thrilling win over Valparaiso in the Mid-Continent Conference championship game and the program's first-ever NCAA Tournament berth.

The Charlottesville, Va.-native capped his collegiate career with an outstanding senior season, earning Mid-Con Defensive Player of the Year honors and Honorable Mention All Mid-Con honors. The 6-foot-2 guard averaged 11.7 points, 5.6 assists



## THE CRENSHAW FILE

<b>Alma Mater:</b>	IUPUI, '04
<b>Seasons with IUPUI:</b>	13th season overall; 1st as HC
<b>Career Record:</b>	2-22 (1st season)
<b>IUPUI Record:</b>	2-22 (1st season)
<b>Coaching Experience:</b>	2006-10, Asst. Coach, IUPUI 2010-18, Associate Head Coach, IUPUI 2018-21, Assistant Coach, Ball State 2021-present, Head Coach, IUPUI

and 4.4 rebounds per game as IUPUI went 21-11 overall. He shot 57.3 percent from the floor from his guard spot, while playing 36.3 minutes per game. He was a Preseason All Mid-Con selection prior to his senior season.

He finished his career ranked sixth in school history with 157 steals and led the Mid-Con as a junior and senior in assist-to-turnover ratio. He played in 123 career games, making 98 starts during his four years, totaling 923 points and 422 rebounds to accompany his school record 510 assists. He later had his No. 21 jersey retired by the program, becoming just the third former player to have his number retired to the IUPUI rafters.

After graduating from IUPUI in 2004, Crenshaw spent two years playing professionally both in the U.S. and overseas. He has played professionally in the ABA, Slovakia and Poland. While in Slovakia, he helped his squad to the Slovakian National Championship, while earning Playoff MVP honors. He was pegged by Eurobasket.com as the All-Slovakian League Import Player of the Year and First Team All-League before turning his attention to the coaching ranks.



## ALL-TIME RESULTS

**Robert Morris (0-1)**  
**H:** 0-1, **A:** 0-0, **N:** 0-0  
**D1 era:** 0-1, **OT:** 0-0  
 2-5-2022 H 49-66 L

## THE LAST MEETING - ROBERT MORRIS 66, IUPUI 49 (FEB. 5, 2022 - INDIANA FARMERS COLISEUM)

### JAGS FALL AT HOME TO ROBERT MORRIS, 66-49

**INDIANAPOLIS** – The IUPUI basketball team's offensive woes continued on Saturday (Feb. 5) as the Jaguars fell at home to Robert Morris, 66-49. The Jaguars shot just 30.5 percent from the floor and was outscored 38-22 after halftime in the loss.

Graduate transfer B.J. Maxwell led IUPUI with 16 points and freshman Boston Stanton III had 10 points and four boards off the bench. Fellow freshman Chuks Isitua had one of his better showings of the season, collecting six points, a career-high 12 boards and two blocked shots in the defeat.


Kahlil Spear led Robert Morris (6-17, 4-10 HL) with 17 points and 11 boards and Enoch Cheeks finished with 14 points and eight boards.

The game unfolded much the way many have this season as IUPUI (2-19, 0-10 HL) fell into a deep early hole, battled back and then ran out of gas after intermission. RMU surged out to a 20-9 lead midway through the first half before the Jaguars scored 10 straight points to cut the lead back to one. Maxwell ignited the run with a driving layup and both Bakari LaStrap and Stanton contributed traditional three-point plays during the rally.

The margin stayed at one as RMU led 28-27 at the half.

The Colonials outscored IUPUI 12-2 to start the second half, including threes from Matt Mayers and Jaron Williams to regain a double-digit lead. The Jaguars' six-man band was able to cut the deficit back to four midway through the second half, but folded late, scoring just eight points over the final nine minutes.

IUPUI committed just 10 turnovers and held RMU to just eight points off turnovers, but lost the glass by a 37-34 margin. LaStrap finished with nine points and three steals and Mike DePersia had three points, four boards and a season-high six assists in 37 minutes of work. Nathan McClure closed with five points, five rebounds and played all but 21 seconds.



Official Basketball Box Score - Final

Robert Morris at IUPUI

02/05/22 Indiana Farmers Coliseum, Indianapolis, Ind.

2021-22 Men's Basketball

Game Time: 12:00 PM

Game Duration: 1:46

Attendance: 582

Robert Morris - 66

Record: 6-17 (4-10)

Officials: Chris Beaver, Jon Campbell, Jourdan Love

NO.	Name	Min	FG M-A	3P M-A	FT M-A	Rebounds OR DR TOT	Fouls PF FD	TP	AS	TO	ST	Blocks BS BA	+/-
2	Kahlil Spear	F 32:31	6-11	0-0	5-6	4 7 11	2 3	17	3	1	1	1 2	10
11	Jaron Williams	F 28:38	2-8	1-4	3-4	0 4 4	2 2	8	3	1	1	0 2	19
21	Matt Mayers	F 20:56	3-4	1-1	2-3	2 2 4	0 2	9	0	1	0	1 0	18
1	Michael Green III	G 33:21	2-6	1-5	2-2	0 4 4	2 3	7	2	3	0	0 0	27
5	Enoch Cheeks	G 34:21	5-7	2-3	2-2	2 6 8	2 3	14	1	4	0	2 0	17
0	Kam Farris	21:08	1-6	1-3	0-0	0 0 0	4 0	3	1	0	0	0 0	-8
23	Brandon Stone	05:07	0-1	0-0	0-0	0 2 2	0 0	0	0	0	0	2 0	3
35	Justin Winston	19:17	2-4	1-2	3-3	0 4 4	1 2	8	1	0	0	0 0	6
12	Chase Cook	04:41	0-0	0-0	0-0	0 0 0	1 0	0	0	0	0	0 0	-7
Team						0 0 0		0		1			
Totals		21:47	7-18	17-20	8 29 37	14 15	66	11	12	2	6	4 17	

Technical Fouls: NONE

NO.	Name	Min	FG M-A	3P M-A	FT M-A	Rebounds OR DR TOT	Fouls PF FD	TP	AS	TO	ST	Blocks BS BA	+/-
23	Chuks Isitua	F 31:53	3-8	0-0	0-1	5 7 12	3 2	6	0	0	1	2 1	-13
00	B.J. Maxwell	G 30:29	6-17	1-4	3-3	1 1 2	4 2	16	2	2	0 1	2 4	-17
4	Bakari LaStrap	G 37:02	2-11	0-1	5-7	0 2 2	2 7	9	2	1	3	0 1	-17
5	Nathan McClure	G 39:39	2-8	1-4	0-0	2 3 5	3 2	5	3	5	1 1	1 1	-17
10	Mike DePersia	G 37:02	1-6	1-2	0-0	1 3 4	1 0	3	6	0	2	0 1	-23
25	Boston Stanton III	23:55	4-9	1-3	1-1	1 3 4	2 1	10	1	1	0 0	0 1	-1
Team						4 1 5		0		1			
Totals		18:59	4-14	9-12	14 20 34	15 14	49	14	10	7	4 6	17	


Technical Fouls: NONE

	RMU	IUPUI
Biggest lead	17 (2nd 0:43)	0 (1st 20:00)
Best Scoring Run	10 (2nd 15:10)	10 (1st 8:47)
Lead Changes	0	
Times Tied	0	
Time with Lead	39:39	00:00

Points from	RMU	IUPUI
Turnovers	8	9
Paint	24	22
Second Chance	10	6
Fast Breaks	4	5
Bench	11	10

Period by Period Scoring			
1st	2nd	TOT	
RMU	28	38	66
IUPUI	27	22	49

## PLAYER BIOS




### B.J. MAXWELL

# #00

Grad Student | Guard  
6-5 | 200  
Austin, Texas  
LBJ (St. Edward's Univ.)

Birthdate: June 3, 1997 (age 24)  
Major: Public Relations MA



### KJ PRUITT

# #1

Freshman | Guard  
6-4 | 203  
Lewisville, Texas  
Sunrise Christian Academy

Birthdate: Sept. 8, 2000 (age 21)  
Major: Sports Management

#### CAREER/SEASON HIGHS

CAREER HIGH	CATEGORY	SEASON HIGH
22 vs. Youngstown St. (2/3/2022)	PTS	22 vs. Youngstown St. (2/3/2022)
12 vs. East-West (1/31/2022)	REB	12 vs. East-West (1/31/2022)
5 vs. Northwestern State (1/19/19)	AST	4 vs. East-West (1/31/2022)
9 vs. Youngstown St. (2/3/2022)	FG	9 vs. Youngstown St. (2/3/2022)
20 vs. Youngstown St. (2/3/2022)	FGA	20 vs. Youngstown St. (2/3/2022)
4 vs. Elon (11/22/18)	3FG	3 - 4x
8 vs. Youngstown St. (2/3/2022)	3FGA	8 vs. Youngstown St. (2/3/2022)
6 - twice	FT	6 vs. TAMUCC (11/16/2021)
6 - 3x	FTA	6 - twice
3 - 5x	STL	3 - twice
2 - 7x	BLK	2 - 3x
40 vs. Northern Kentucky (1/22/2022)	MIN	40 vs. Northern Kentucky (1/22/2022)

#### GAME-BY-GAME

Opponent	MIN	FG	3FG	FT	O-D-T	PF	A	TO	B	S	PTS
Anderson	21	6-9	1-3	0-0	0-1-1	3	0	0	0	0	13
at Butler*	27	4-11	2-7	4-6	0-6-6	2	0	0	2	1	14
at Evansville*	31	3-13	0-2	2-3	2-2-4	4	0	1	1	1	8
vs. Denver*	24	4-12	3-7	3-3	1-2-3	2	0	2	0	0	14
vs. TAMUCC*	36	4-12	0-5	6-6	1-4-5	3	0	4	0	1	14
at UTSA*	35	5-15	2-7	1-2	2-8-10	2	2	0	2	0	13
Spalding	did not play										
Detroit Mercy*	29	4-9	1-3	1-2	2-2-4	1	1	6	0	1	10
Oakland*	38	8-18	0-5	3-4	4-5-9	4	0	5	0	2	19
at Tenn. St.*	36	3-11	0-5	2-2	0-2-2	2	0	2	0	1	8
Chicagao St.*	33	6-11	3-4	5-5	2-2-4	4	1	0	0	2	20
Morehead St.*	31	1-7	1-6	0-0	0-1-1	4	0	1	0	0	3
at Wright St.*	30	2-8	1-4	2-3	2-5-7	3	2	1	0	1	7
UIC*	31	3-12	2-6	2-2	1-3-4	2	1	2	0	1	10
at Green Bay	33	6-11	3-7	3-4	0-3-3	2	1	0	0	2	18
at Milwaukee*	28	2-12	0-6	1-1	1-2-3	4	1	1	1	0	5
at Ohio State*	27	1-8	0-4	2-2	0-1-1	4	0	2	0	0	4
Wright St.*	36	3-8	1-2	0-0	0-5-5	3	2	2	0	1	7
Northern Ky.*	40	4-10	1-4	0-0	2-1-3	4	1	0	0	0	9
East-West*	39	5-13	1-5	2-2	3-9-12	1	4	1	0	1	13
Y'town St.*	38	9-20	3-8	1-3	1-4-5	2	0	1	1	0	22
Robert Morris*	30	6-17	1-4	3-3	1-1-2	4	2	2	1	0	16
at Purdue FW*	30	7-14	1-6	4-5	1-3-4	5	1	0	0	1	19
at Cleveland St.*	35	6-15	2-7	3-4	4-7-11	4	2	2	2	3	17
at UIC*	38	5-15	1-3	3-4	1-6-7	3	0	2	0	3	14
at Robert Morris											
at Y'town St.											
Milwaukee											
Green Bay											
HL - 1st Rd.											
HL - 2nd Rd.											
HL Semis											
HL Finals											

\* denotes starter

#### CAREER/SEASON HIGHS

CAREER HIGH	CATEGORY	SEASON HIGH
10 at Tennessee State (12/10/2021)	PTS	10 at Tennessee State (12/10/2021)
7 vs. TAMUCC (11/16/2021)	REB	7 vs. TAMUCC (11/16/2021)
4 - twice	AST	4 - twice
4 at Tennessee State (12/10/2021)	FG	4 at Tennessee State (12/10/2021)
8 - twice	FGA	8 - twice
1 - 4x	3FG	1 - 4x
3 at UTSA (11/17/2021)	3FGA	3 at UTSA (11/17/2021)
3 vs. Chicago State (12/16/2021)	FT	3 vs. Chicago State (12/16/2021)
6 vs. Chicago State (12/16/2021)	FTA	6 vs. Chicago State (12/16/2021)
2 - 3x	STL	2 - 3x
2 at UTSA (11/17/2021)	BLK	2 at UTSA (11/17/2021)
33 vs. Oakland (12/4/2021)	MIN	33 vs. Oakland (12/4/2021)

#### GAME-BY-GAME

Opponent	MIN	FG	3FG	FT	O-D-T	PF	A	TO	B	S	PTS
Anderson	19	3-7	0-1	3-4	0-0-0	2	0	0	0	2	9
at Butler*	22	2-5	0-2	0-0	0-2-2	1	0	2	0	0	4
at Evansville*	26	1-2	0-0	2-4	0-0-0	1	0	3	0	1	4
vs. Denver*	19	1-3	0-1	0-0	0-1-1	3	1	5	0	0	2
vs. TAMUCC*	28	1-2	1-1	2-2	1-6-7	4	4	5	0	1	5
at UTSA*	30	2-5	1-3	0-0	0-3-3	1	1	3	2	1	5
Spalding*	31	2-5	1-2	0-0	0-1-1	1	2	0	1	2	5
Detroit Mercy*	31	3-8	0-2	0-0	2-2-4	3	3	1	0	2	6
Oakland*	33	2-5	0-1	0-0	2-4-6	4	4	5	0	0	4
at Tenn. St.*	32	4-8	1-2	1-1	3-2-5	0	1	5	1	2	10
Chicagao St.*	19	1-3	0-0	3-6	0-2-2	1	2	2	0	1	5
Morehead St.	did not play										
at Wright St.	did not play										
UIC	did not play										
at Green Bay	did not play										
at Milwaukee	did not play										
at Ohio State	did not play										
Wright St.	did not play										
Northern Ky.	did not play										
East-West	did not play										
Y'town St.	did not play										
Robert Morris	did not play										
at Purdue FW	did not play										
at Cleveland St.	did not play										
at UIC	did not play										
at Robert Morris											
at Y'town St.											
Milwaukee											
Green Bay											
HL - 1st Rd.											
HL - 2nd Rd.											
HL Semis											
HL Finals											

\* denotes starter

#### CAREER STATS

Season	GP-GS	MIN-Avg	FG	Pct.	3FG	Pct.	FT	Pct.
2015-16*	Did not play - redshirted							
2016-17*	17-0	179-10.5	23-47	.489	11-24	.458	1-1	1.000
2017-18*	31-2	308-9.9	43-92	.467	11-31	.355	9-16	.563
2018-19*	24-19	642-26.8	79-161	.491	34-84	.405	29-34	.853
2019-20**	2-2	27-13.5	1-10	.100	0-5	.000	0-0	.000
2020-21***	20-20	581-29.1	144-303	.475	40-109	.367	43-54	.796
2021-22	23-22	754-32.8	101-282	.358	29-117	.248	53-66	.803
TOTALS	23-22	754-32.8	101-282	.358	29-117	.248	53-66	.803

#### REBOUNDS

Season	O-D-REB-AVG.	PF-DQ	AST	TO	BLK	STL	PTS-PPG
2015-16*	Did not play - redshirted						
2016-17*	13-19-32-1.9	30-1	10	12	3	5	58-3.4
2017-18*	27-42-69-2.2	52-0	20	15	11	8	106-3.4
2018-19*	37-76-113-4.7	64-3	40	20	9	26	221-9.2
2019-20**	0-0-0-0.0	3-0	1	2	0	2	2-1.0
2020-21***	25-80-105-5.3	61-2	46	41	11	25	371-18.6
2021-22	31-84-115-5.0	69-1	21	37	10	22	284-12.3
TOTALS	31-84-115-5.0	69-1	21	37	10	22	284-12.3

\* at Abilene Christian; \*\* at Detroit Mercy; \*\*\* at Saint Edward's University State / TOTALS only reflect IUPUI totals


#### CAREER STATS

Season	GP-GS	MIN-Avg	FG	Pct.	3FG	Pct.	FT	Pct.
2021-22	10-10	270-27.0	19-46	.413	4-14	.286	8-13	.615
TOTALS	10-10	270-27.0	19-46	.413	4-14	.286	8-13	.615

#### REBOUNDS

Season	O-D-REB-AVG.	PF-DQ	AST	TO	BLK	STL	PTS-PPG
2021-22	8-23-31-3.1	19-0	18	31	4	10	50-5.0
TOTALS	8-23-31-3.1	19-0	18	31	4	10	50-5.0

## PLAYER BIOS



### BOBBY HARVEY

# #2

Senior | Guard  
6-3 | 200  
Chicago, Ill.  
Hillcrest (Wabash Valley J.C.)

Birthdate: Nov. 20, 1999 (age 22)  
Major: General Studies



### BAKARI LaSTRAP

# #4

Sophomore | Guard  
6-0 | 170  
Houston, Texas  
The Woodlands Christian Academy

Birthdate: July 10, 2001 (age 20)  
Major: Business

#### CAREER/SEASON HIGHS

CAREER HIGH	CATEGORY	SEASON HIGH
18 at Milwaukee (1/8/21)	PTS	13 vs. Denver (11/15/2021)
6 vs. Denver (11/15/2021)	REB	6 vs. Denver (11/15/2021)
2-3x	AST	2 - twice
6 at Milwaukee (1/8/21)	FG	4 vs. Denver (11/15/2021)
13 at Milwaukee (1/8/21)	FGA	8 - twice
3 vs. Denver (11/15/2021)	3FG	3 vs. Denver (11/15/2021)
7 at Milwaukee (1/8/21)	3FGA	6 vs. Spalding (11/23/2021)
4 at Milwaukee (1/8/21)	FT	2 vs. Denver (11/15/2021)
6 at Milwaukee (1/8/21)	FTA	2 vs. Denver (11/15/2021)
3 vs. Spalding (11/23/2021)	STL	3 vs. Spalding (11/23/2021)
1-3x	BLK	1 vs. Chicago State (12/16/2021)
31 vs. Wright State (1/23/21)	MIN	28 vs. Spalding (11/23/2021)

#### GAME-BY-GAME

Opponent	MIN	FG	3FG	FT	O-D-T	PF	A	TO	B	S	PTS
Anderson*	21	0-3	0-2	2-2	0-2-2	3	1	0	0	0	2
at Butler	17	0-5	0-3	0-0	0-1-1	3	2	0	0	0	0
at Evansville	19	1-2	1-2	0-0	1-2-3	1	1	1	0	0	3
vs. Denver	27	4-8	3-5	2-2	0-6-6	1	1	0	0	0	13
vs. TAMUCC	21	1-6	1-4	0-0	2-0-2	2	0	1	0	0	3
at UTSA	21	3-5	2-3	0-0	0-4-4	2	1	0	0	0	8
Spalding*	28	2-8	1-6	0-0	0-3-3	2	2	1	0	3	5
Detroit Mercy	19	2-6	2-3	0-1	0-2-2	5	0	3	0	0	6
Oakland	did not play										
at Tenn. St.	2	0-3	0-1	0-0	1-0-1	0	0	0	0	0	0
Chicgao St.	19	0-5	0-4	0-0	0-1-1	2	0	1	1	0	0
Morehead St.	did not play										
at Wright St.	did not play										
UIC	did not play										
at Green Bay	did not play										
at Milwaukee	did not play										
at Ohio State	did not play										
Wright St.	did not play										
Northern Ky.	did not play										
East-West	did not play										
Y'town St.	did not play										
Robert Morris	did not play										
at Purdue FW	did not play										
at Cleveland St.	did not play										
at UIC	did not play										
at Robert Morris											
at Y'town St.											
Milwaukee											
Green Bay											
HL - 1st Rd.											
HL - 2nd Rd.											
HL Semis											
HL Finals											

\* denotes starter

#### CAREER/SEASON HIGHS

CAREER HIGH	CATEGORY	SEASON HIGH
19 vs. East-West (1/31/22)	PTS	19 vs. East-West (1/31/22)
7 vs. Youngstown St. (2/3/22)	REB	7 vs. Youngstown St. (2/3/22)
6 - twice	AST	6 at Purdue Fort Wayne (2/10/22)
7 - twice	FG	7 - twice
17 at UIC (2/14/22)	FGA	17 at UIC (2/14/22)
2 at Milwaukee (1/15/22)	3FG	2 at Milwaukee (1/15/22)
3 - 3x	3FGA	3 - twice
7 vs. East-West (1/31/22)	FT	7 vs. East-West (1/31/22)
10 vs. East-West (1/31/22)	FTA	10 vs. East-West (1/31/22)
3 - 4x	STL	3 vs. Robert Morris (2/5/22)
---	BLK	---
39 at UIC (2/14/22)	MIN	39 at UIC (2/14/22)

#### GAME-BY-GAME

Opponent	MIN	FG	3FG	FT	O-D-T	PF	A	TO	B	S	PTS
Anderson*	17	2-7	0-1	0-0	0-1-1	1	4	1	0	1	4
at Butler	17	4-7	0-1	0-0	0-1-1	4	1	1	0	2	8
at Evansville	13	3-7	0-0	0-0	0-2-2	0	1	3	0	1	6
vs. Denver	20	0-5	0-2	0-0	1-1-2	4	4	6	0	1	0
vs. TAMUCC	4	0-1	0-1	0-2	0-0-0	2	0	5	0	0	0
at UTSA	19	3-4	0-0	0-2	0-1-1	1	4	3	0	1	6
Spalding	19	3-5	1-1	3-4	0-3-3	4	2	5	0	1	10
Detroit Mercy	13	0-4	0-0	2-2	0-1-1	0	4	0	0	0	2
Oakland	13	1-5	1-3	0-0	0-2-2	2	1	2	0	0	3
at Tenn. St.	16	3-3	1-1	0-1	0-0-0	1	1	3	0	0	7
Chicgao St.*	21	1-8	0-1	3-4	0-0-0	1	2	1	0	1	5
Morehead St.	35	5-11	0-0	1-1	2-2-4	3	3	5	0	0	11
at Wright St.	35	3-10	1-2	4-6	0-1-1	1	5	1	0	0	11
UIC	25	7-10	1-1	1-2	1-2-3	3	3	2	0	2	16
at Green Bay	14	0-1	0-0	0-0	0-1-1	2	1	4	0	0	0
at Milwaukee	18	3-5	2-2	1-2	0-0-0	0	1	1	0	0	9
at Ohio State	30	4-8	0-1	4-4	0-1-1	1	1	2	0	0	12
Wright St.	23	4-6	0-0	2-2	2-4-6	2	2	3	0	0	10
Northern Ky.*	31	4-9	1-1	2-2	1-3-4	2	1	6	0	2	11
East-West*	37	6-15	0-3	7-10	1-2-3	3	4	6	0	2	19
Y'town St.*	37	7-15	0-2	1-4	4-3-7	2	4	7	0	0	15
Robert Morris*	37	2-11	0-1	5-7	0-2-2	2	2	1	0	3	9
at Purdue FW*	37	3-11	0-1	0-1	0-2-2	4	6	7	0	0	6
at Cleveland St.*	33	3-14	0-2	0-0	1-0-1	1	1	5	0	0	6
at UIC*	39	5-17	0-1	2-2	0-3-3	2	2	3	0	0	12
at Robert Morris											
at Y'town St.											
Milwaukee											
Green Bay											
HL - 1st Rd.											
HL - 2nd Rd.											
HL Semis											
HL Finals											

\* denotes starter

#### CAREER STATS

Season	GP-GS	MIN-Avg	FG	Pct.	3FG	Pct.	FT	Pct.
2020-21	14-4	255-18.2	27-71	.380	16-44	.364	8-15	.533
2021-22	9-1	174-19.3	13-48	.271	10-31	.323	2-3	.667
TOTALS	23-5	429-18.7	40-119	.336	26-75	.347	10-18	.556

#### REBOUNDS

Season	O-D-REB-AVG.	PF-DQ	AST	TO	BLK	STL	PTS-PPG
2020-21	5-30-35-2.5	26-0	5	14	2	3	78-5.6
2021-22	4-19-23-2.6	18-1	7	7	1	3	38-4.2
TOTALS	9-49-58-2.5	44-1	12	21	3	6	116-5.0

#### CAREER STATS


Season	GP-GS	MIN-Avg	FG	Pct.	3FG	Pct.	FT	Pct.
2020-21	18-1	235-13.1	16-56	.286	3-13	.231	16-25	.640
2021-22	24-8	587-24.5	74-192	.385	8-27	.296	38-58	.655
TOTALS	42-9	822-19.6	90-248	.363	11-40	.275	54-83	.651

#### REBOUNDS

Season	O-D-REB-AVG.	PF-DQ	AST	TO	BLK	STL	PTS-PPG
2020-21	8-17-25-1.4	27-0	24	22	0	13	51-2.8
2021-22	13-37-50-2.1	47-0	56	82	0	16	194-8.1
TOTALS	21-54-75-1.8	74-0	80	104	0	29	245-5.8



## PLAYER BIOS



### NATHANMcCLURE

**Junior | Guard**  
**6-4 | 175**  
**Houston, Texas**  
**Concordia Lutheran (State Fair C.C.)**

**Birthdate:** Feb. 18, 2000 (age 21)  
**Major:** General Studies

# #5



### MIKEDePERSIA

**Junior | Guard**  
**5-11 | 175**  
**Cherry Hill, N.J.**  
**Haddonfield Memorial**

**Birthdate:** Apr. 30, 2000 (age 21)  
**Major:** Finance

# #10

#### CAREER/SEASON HIGHS

CAREER HIGH	CATEGORY	SEASON HIGH
17 at Purdue Fort Wayne (2/10/22)	PTS	17 at Purdue Fort Wayne (2/10/22)
14 vs. East-West (1/31/2022)	REB	14 vs. East-West (1/31/2022)
4 at Tennessee State (12/10/2021)	AST	4 at Tennessee State (12/10/2021)
6 at Purdue Fort Wayne (2/10/22)	FG	6 at Purdue Fort Wayne (2/10/22)
11 vs. East-West (1/31/2022)	FGA	11 vs. East-West (1/31/2022)
5 at Purdue Fort Wayne (2/10/22)	3FG	5 at Purdue Fort Wayne (2/10/22)
8 at Purdue Fort Wayne (2/10/22)	3FGA	8 at Purdue Fort Wayne (2/10/22)
8 at Youngstown State (2/20/21)	FT	6 at Milwaukee (1/15/22)
8 at Youngstown State (2/20/21)	FTA	6 at Milwaukee (1/15/22)
6 at Wright State (1/8/22)	STL	6 at Wright State (1/8/22)
1 - 7x	BLK	1 - 3x
40 - 3x	MIN	40 - 3x

#### GAME-BY-GAME

Opponent	MIN	FG	3FG	FT	O-D-T	PF	A	TO	B	S	PTS
Anderson	18	1-1	1-1	0-2	2-7-9	2	2	0	0	0	3
at Butler*	20	1-4	0-3	0-1	1-4-5	1	0	0	0	1	2
at Evansville*	29	2-6	1-3	0-0	0-3-3	3	1	0	0	0	5
vs. Denver*	24	3-7	1-4	0-0	2-3-5	3	0	0	0	1	7
vs. TAMUCC*	26	3-7	2-6	2-2	1-6-7	2	2	2	0	1	10
at UTSA*	22	2-4	1-3	0-0	1-1-2	2	0	0	0	1	5
Spalding*	27	2-6	0-3	1-2	2-5-7	1	1	0	0	0	5
Detroit Mercy*	12	0-2	0-1	0-0	0-2-2	2	0	1	0	0	0
Oakland*	20	1-1	0-0	0-0	0-2-2	4	0	2	0	0	2
at Tenn. St.	29	1-4	0-3	0-0	1-4-5	4	4	1	0	0	2
Chicgao St.	24	0-2	0-1	0-0	1-0-1	3	0	2	0	1	0
Morehead St.*	13	0-0	0-0	2-2	2-2-4	2	1	2	0	0	2
at Wright St.*	36	2-3	1-1	0-0	2-4-6	3	2	3	0	6	5
UIC*	37	4-6	1-3	0-0	2-4-6	3	0	4	0	2	9
at Green Bay*	40	3-7	2-4	0-0	2-2-4	3	3	0	1	1	8
at Milwaukee*	30	0-6	0-4	6-6	4-2-6	3	2	1	0	3	6
at Ohio State*	31	1-2	1-2	0-0	0-2-2	2	0	1	0	0	3
Wright St.*	23	0-2	0-1	0-0	0-2-2	2	2	3	0	2	0
Northern Ky.	did not play										
East-West*	36	5-11	2-6	2-4	5-9-14	1	3	3	0	1	14
Y'town St.*	38	1-4	1-4	0-0	2-8-10	3	0	3	1	1	3
Robert Morris*	40	2-8	1-4	0-0	2-3-5	3	3	5	1	1	5
at Purdue FW*	40	6-9	5-8	0-0	0-2-2	2	1	2	0	1	17
at Cleveland St.*	36	2-8	1-6	0-0	2-3-5	1	2	3	0	0	5
at UIC*	38	2-4	1-2	2-4	3-4-7	4	2	2	0	3	7
at Robert Morris											
at Y'town St.											
Milwaukee											
Green Bay											
HL - 1st Rd.											
HL - 2nd Rd.											
HL Semis											
HL Finals											

\* denotes starter

#### CAREER STATS

Season	GP-GS	MIN-Avg	FG	Pct.	3FG	Pct.	FT	Pct.
2020-21	18-13	389-21.6	25-64	.391	13-38	.342	17-23	.739
2021-22	23-21	671-29.2	43-113	.381	21-72	.292	15-21	.714
<b>TOTALS</b>	<b>41-34</b>	<b>1060-25.9</b>	<b>68-177</b>	<b>.384</b>	<b>34-110</b>	<b>.309</b>	<b>32-44</b>	<b>.727</b>

Season	O-D-REB-AVG.	PF-DQ	AST	TO	BLK	STL	PTS-PPG
2020-21	24-29-53-2.9	37-0	17	19	4	14	80-4.4
2021-22	35-77-112-4.9	57-0	29	40	3	26	122-5.3
<b>TOTALS</b>	<b>59-106-165-4.0</b>	<b>94-0</b>	<b>46</b>	<b>59</b>	<b>7</b>	<b>40</b>	<b>202-4.9</b>

#### CAREER/SEASON HIGHS

CAREER HIGH	CATEGORY	SEASON HIGH
14 vs. East-West (1/31/2022)	PTS	14 vs. East-West (1/31/2022)
9 vs. UIC (2/13/21)	REB	6 - twice
14 vs. UIC (2/12/21)	AST	6 vs. Robert Morris (2/5/2022)
5 at Youngstown State (2/19/21)	FG	4 - twice
10 vs. Northern Kentucky (1/22/2022)	FGA	10 vs. Northern Kentucky (1/22/2022)
2 - 3x	3FG	2 - 3x
6 at Cleveland State (2/12/2022)	3FGA	6 at Cleveland State (2/12/2022)
6 vs. Wright State (1/10/20)	FT	5 vs. East-West (1/31/2022)
10 vs. Wright State (1/10/20)	FTA	6 vs. East-West (1/31/2022)
3 - 6x	STL	3 at Purdue Fort Wayne (2/10/22)
1 - 3x	BLK	1 at Cleveland State (2/12/2022)
39 - twice	MIN	39 - twice

#### GAME-BY-GAME

Opponent	MIN	FG	3FG	FT	O-D-T	PF	A	TO	B	S	PTS
Anderson*	17	2-3	0-0	2-3	0-1-1	1	2	1	0	1	6
at Butler	16	0-0	0-0	0-2	0-1-1	1	1	0	0	0	0
at Evansville	19	1-2	0-0	0-0	0-2-2	5	3	1	0	1	2
vs. Denver	17	1-4	1-3	1-2	0-2-2	1	3	1	0	0	4
vs. TAMUCC	23	2-4	2-4	1-2	0-3-3	2	2	1	0	0	7
at UTSA	did not play										
Spalding	did not play										
Detroit Mercy	22	2-4	1-3	0-0	0-0-0	1	3	3	0	1	5
Oakland	21	3-6	1-3	2-3	1-3-4	2	3	0	0	0	9
at Tenn. St.*	17	0-3	0-1	0-0	0-1-1	0	0	1	0	0	0
Chicgao St.	did not play										
Morehead St.	did not play										
at Wright St.	did not play										
UIC	26	1-4	0-0	1-2	0-1-1	2	3	1	0	2	3
at Green Bay*	17	1-3	1-2	0-0	2-2-4	1	5	0	0	0	3
at Milwaukee	31	2-3	2-2	2-2	0-4-4	2	3	1	0	0	8
at Ohio State*	34	3-8	2-4	1-1	1-5-6	4	2	2	0	1	9
Wright St.*	24	2-3	1-1	0-0	0-0-0	0	1	1	0	0	5
Northern Ky.*	39	4-10	1-3	1-1	2-4-6	3	5	3	0	2	10
East-West*	38	4-7	1-2	5-6	2-3-5	1	5	0	0	2	14
Y'town St.*	38	2-4	1-1	0-0	0-3-3	3	2	1	0	1	5
Robert Morris*	38	1-6	1-2	0-0	1-3-4	1	6	0	0	2	3
at Purdue FW*	35	2-5	1-3	0-0	1-2-3	3	5	3	0	3	5
at Cleveland St.*	34	1-8	0-6	3-3	0-3-3	1	3	2	1	0	5
at UIC*	39	1-5	1-3	4-4	0-3-3	4	4	3	0	1	7
at Robert Morris											
at Y'town St.											
Milwaukee											
Green Bay											
HL - 1st Rd.											
HL - 2nd Rd.											
HL Semis											
HL Finals											

\* denotes starter

#### CAREER STATS

Season	GP-GS	MIN-Avg	FG	Pct.	3FG	Pct.	FT	Pct.
2019-20	32-10	701-21.9	28-82	.341	4-34	.118	22-41	.537
2020-21	18-18	536-29.8	32-72	.444	8-27	.296	18-28	.643
2021-22	19-11	526-27.7	33-89	.371	17-43	.395	21-28	.750
<b>TOTALS</b>	<b>69-39</b>	<b>1763-25.6</b>	<b>93-243</b>	<b>.383</b>	<b>29-104</b>	<b>.279</b>	<b>61-97</b>	<b>.629</b>

Season	O-D-REB-AVG.	PF-DQ	AST	TO	BLK	STL	PTS-PPG
2019-20	22-48-70-2.2	60-1	85	42	0	33	82-2.6
2020-21	10-51-61-3.4	48-2	71	19	2	22	90-5.0
2021-22	10-45-55-2.9	37-1	59	24	1	16	104-5.5
<b>TOTALS</b>	<b>42-144-186-2.7</b>	<b>145-4</b>	<b>215</b>	<b>85</b>	<b>3</b>	<b>71</b>	<b>276-4.0</b>

## PLAYER BIOS



**CHUKS ISITUA**  
(CHOOKS) (ee-see-TOO-uh)

**Freshman | Forward/Center**  
**6-11 | 220**  
**Lagos, Nigeria**  
**Jack Yates [Texas]**

**Birthdate:** Nov. 7, 2001 (age 20)  
**Major:** Organizational Leadership

**#23**

### CAREER/SEASON HIGHS

CAREER HIGH	CATEGORY	SEASON HIGH
12 at Cleveland State (2/12/2022)	PTS	12 at Cleveland State (2/12/2022)
12 vs. Robert Morris (2/5/2022)	REB	12 vs. Robert Morris (2/5/2022)
1 - 5x	AST	1 - 5x
4 - 3x	FG	4 - 3x
8 - twice	FGA	8 - twice
---	3FG	---
---	3FGA	---
6 at Cleveland State (2/12/2022)	FT	6 at Cleveland State (2/12/2022)
8 at Cleveland State (2/12/2022)	FTA	8 at Cleveland State (2/12/2022)
2 - 3x	STL	2 - 3x
2 - 5x	BLK	2 - 5x
37 at Cleveland State (2/12/2022)	MIN	37 at Cleveland State (2/12/2022)

### GAME-BY-GAME

Opponent	MIN	FG	3FG	FT	O-D-T	PF	A	TO	B	S	PTS
Anderson*	16	2-3	0-0	3-4	1-4-5	1	0	1	0	0	7
at Butler	18	1-1	0-0	2-2	0-0-0	2	0	2	2	0	4
at Evansville	13	1-2	0-0	0-2	0-1-1	1	0	2	0	0	2
vs. Denver	7	0-1	0-0	0-0	0-2-2	4	0	1	0	0	0
vs. TAMUCC	13	2-3	0-0	2-3	0-2-2	4	0	0	0	0	6
at UTSA	24	4-4	0-0	2-2	1-2-3	1	1	1	2	1	10
Spalding	16	1-2	0-0	3-4	1-1-2	4	1	3	1	0	5
Detroit Mercy	17	1-1	0-0	1-2	2-2-4	3	0	0	1	2	3
Oakland	19	2-5	0-0	0-0	0-3-3	5	0	1	0	0	4
at Tenn. St.*	16	0-1	0-0	2-2	2-0-2	2	1	1	1	0	2
Chicgao St.*	12	2-3	0-0	0-2	3-2-5	0	0	1	0	0	4
Morehead St.*	16	1-4	0-0	0-0	1-1-2	1	0	0	0	0	2
at Wright St.	12	2-3	0-0	0-0	1-2-3	1	0	4	0	0	4
UIC	11	2-3	0-0	0-0	0-1-1	2	0	0	0	1	4
at Green Bay	13	0-1	0-0	0-0	0-0-0	4	0	1	0	0	0
at Milwaukee*	15	3-5	0-0	0-0	1-1-2	1	0	1	0	0	6
at Ohio State	23	4-5	0-0	0-3	1-3-4	3	0	3	0	2	8
Wright St.	15	2-2	0-0	1-3	0-2-2	5	0	2	0	0	5
Northern Ky.	23	1-5	0-0	0-0	1-3-4	2	1	0	0	0	2
East-West	18	1-3	0-0	0-2	1-6-7	2	0	2	1	1	2
Y'town St.*	26	3-3	0-0	2-3	1-2-3	4	0	1	2	1	8
Robert Morris*	31	3-8	0-0	0-1	5-7-12	3	0	0	2	1	6
at Purdue FW*	26	2-7	0-0	0-0	1-5-6	3	0	2	0	1	4
at Cleveland St.*	37	3-7	0-0	6-8	8-2-10	2	1	4	2	0	12
at UIC*	30	4-8	0-0	0-1	2-8-10	4	0	1	0	2	8
at Robert Morris											
at Y'town St.											
Milwaukee											
Green Bay											
HL - 1st Rd.											
HL - 2nd Rd.											
HL Semis											
HL Finals											

\* denotes starter

### CAREER STATS

Season	GP-GS	MIN-Avg	FG	Pct.	3FG	Pct.	FT	Pct.
2021-22	24-9	452-18.8	45-87	.517	0-0	.000	21-40	.525
<b>TOTALS</b>	<b>24-9</b>	<b>452-18.8</b>	<b>45-87</b>	<b>.517</b>	<b>0-0</b>	<b>.000</b>	<b>21-40</b>	<b>.525</b>

#### REBOUNDS

Season	O-D-REB-AVG.	PF-DQ	AST	TO	BLK	STL	PTS-PPG
2021-22	32-58-90-3.8	63-2	5	33	14	12	111-4.6
<b>TOTALS</b>	<b>32-58-90-3.8</b>	<b>63-2</b>	<b>5</b>	<b>33</b>	<b>14</b>	<b>12</b>	<b>111-4.6</b>



**JONAH CARRASCO**  
(cuh-RASS-ko)

**Senior | Forward**  
**6-9 | 220**  
**Wichita, Kan.**  
**Wichita North (Otero J.C.)**

**Birthdate:** Jan. 19, 1999 (age 23)  
**Major:** General Studies

**#24**

### CAREER/SEASON HIGHS

CAREER HIGH	CATEGORY	SEASON HIGH
13 vs. East-West (1/31/2022)	PTS	13 vs. East-West (1/31/2022)
10 vs. East-West (1/31/2022)	REB	10 vs. East-West (1/31/2022)
2 - twice	AST	2 - twice
5 vs. East-West (1/31/2022)	FG	5 vs. East-West (1/31/2022)
7 - 3x	FGA	7 - 3x
---	3FG	---
---	3FGA	---
3 - 3x	FT	3 - 3x
8 vs. East-West (1/31/2022)	FTA	8 vs. East-West (1/31/2022)
3 at Milwaukee (1/15/2022)	STL	3 at Milwaukee (1/15/2022)
7 vs. East-West (1/31/2022)	BLK	7 vs. East-West (1/31/2022)
35 vs. Northern Kentucky (1/22/2022)	MIN	35 vs. Northern Kentucky (1/22/2022)

### GAME-BY-GAME

Opponent	MIN	FG	3FG	FT	O-D-T	PF	A	TO	B	S	PTS
Anderson	12	1-7	0-0	0-0	2-2-4	1	0	0	0	0	2
at Butler*	17	1-2	0-0	0-2	0-0-0	3	0	0	1	0	2
at Evansville*	13	3-4	0-0	1-1	0-1-1	2	0	0	0	0	7
vs. Denver*	17	0-1	0-0	0-0	3-3-6	2	0	3	0	0	0
vs. TAMUCC*	6	0-1	0-0	0-0	1-3-4	3	0	0	2	0	0
at UTSA*	15	1-2	0-0	1-2	4-3-7	1	0	0	0	0	3
Spalding*	19	4-5	0-0	0-1	4-2-6	2	0	1	2	0	8
Detroit Mercy*	19	1-3	0-0	3-4	0-2-2	2	1	0	0	0	5
Oakland*	17	0-1	0-0	2-2	0-3-3	1	0	1	0	0	2
at Tenn. St.	12	1-3	0-0	0-0	1-0-1	2	0	1	0	0	2
Chicgao St.	16	0-1	0-0	0-0	2-1-3	1	0	1	2	0	0
Morehead St.	22	0-3	0-0	2-4	3-2-5	4	0	0	1	0	2
at Wright St.*	22	2-4	0-0	1-2	1-2-3	4	0	1	0	1	5
UIC*	29	4-4	0-0	2-2	2-2-4	2	0	3	1	0	10
at Green Bay*	16	1-3	0-0	3-4	2-1-3	5	2	1	2	0	5
at Milwaukee*	25	3-7	0-0	1-3	2-2-4	2	1	1	1	3	7
at Ohio State*	13	0-0	0-0	1-2	1-0-1	3	0	0	0	0	1
Wright St.*	25	3-7	0-0	2-6	2-2-4	1	1	3	0	0	8
Northern Ky.*	35	2-6	0-0	0-1	1-4-5	2	0	4	2	1	4
East-West*	32	5-7	0-0	3-8	2-8-10	2	2	3	7	0	13
Y'town St.					did not play						
Robert Morris					did not play						
at Purdue FW					did not play						
at Cleveland St.					did not play						
at UIC					did not play						
at Robert Morris											
at Y'town St.											
Milwaukee											
Green Bay											
HL - 1st Rd.											
HL - 2nd Rd.											
HL Semis											
HL Finals											

\* denotes starter


### CAREER STATS

Season	GP-GS	MIN-Avg	FG	Pct.	3FG	Pct.	FT	Pct.
2020-21	14-0	50-3.6	2-4	.500	0-0	.000	0-1	.000
2021-22	19-16	369-19.4	31-64	.484	0-0	.000	22-44	.500
<b>TOTALS</b>	<b>33-16</b>	<b>419-12.7</b>	<b>33-68</b>	<b>.485</b>	<b>0-0</b>	<b>.000</b>	<b>22-45</b>	<b>.489</b>

#### REBOUNDS

Season	O-D-REB-AVG.	PF-DQ	AST	TO	BLK	STL	PTS-PPG
2020-21	2-3-5-0.4	10-0	0	6	3	1	4-0.3
2021-22	31-41-72-3.8	44-1	7	23	21	5	84-4.4
<b>TOTALS</b>	<b>33-44-77-2.3</b>	<b>54-1</b>	<b>7</b>	<b>29</b>	<b>24</b>	<b>6</b>	<b>88-2.7</b>

## PLAYER BIOS



### BOSTON STANTON III

# #25

Freshman | Guard  
6-5 | 190  
Denver, Colorado  
Denver East

Birthdate: Mar. 19, 2003 (age 18)  
Major: Psychology



### DIMITAR PANDEV

(DIM-ee-tar) (PAN-dev)

# #33

Senior | Forward  
6-10 | 225  
Strumica, Macedonia  
The Skill Factory (Clarendon College)

Birthdate: Oct. 9, 1997 (age 24)  
Major: General Studies

#### CAREER/SEASON HIGHS

CAREER HIGH	CATEGORY	SEASON HIGH
10 - twice	PTS	10 - twice
5 vs. Denver (11/15/2021)	REB	5 vs. Denver (11/15/2021)
3 - 3x	AST	3 - 3x
4 vs. Robert Morris (2/5/2022)	FG	4 vs. Robert Morris (2/5/2022)
10 - twice	FGA	10 - twice
2 - 4x	3FG	2 - 4x
7 vs. Detroit Mercy (12/2/2021)	3FGA	7 vs. Detroit Mercy (12/2/2021)
2 - 5x	FT	2 - 5x
3 vs. Chicago State (12/16/2021)	FTA	3 vs. Chicago State (12/16/2021)
2 - twice	STL	2 - twice
1 - 3x	BLK	1 - 3x
32 - 3x	MIN	32 - 3x

#### GAME-BY-GAME

Opponent	MIN	FG	3FG	FT	O-D-T	PF	A	TO	B	S	PTS
Anderson	23	0-5	0-1	2-3	0-5-5	1	7	2	0	0	2
at Butler*	23	2-4	1-3	0-0	0-1-1	0	3	1	0	1	5
at Evansville*	21	1-6	1-4	0-0	0-3-3	1	1	2	0	0	3
vs. Denver*	18	1-5	0-2	0-2	0-5-5	1	3	2	0	0	2
vs. TAMUCC*	12	1-1	1-1	0-0	0-3-3	1	2	4	1	0	3
at UTSA*	28	2-7	1-2	0-0	0-3-3	2	3	4	0	0	5
Spalding*	26	2-8	2-6	2-2	0-0-0	2	2	3	0	0	8
Detroit Mercy*	19	2-9	2-7	0-0	0-0-0	0	0	2	0	0	6
Oakland*	26	1-8	0-3	0-1	1-0-1	1	0	3	0	0	2
at Tenn. St.*	18	2-5	1-2	0-0	0-3-3	1	0	2	0	0	5
Chicgao St.*	31	2-9	1-5	1-3	0-1-1	2	0	2	0	0	6
Morehead St.*	32	1-10	0-5	2-2	1-1-2	2	1	2	0	1	4
at Wright St.*	26	3-8	2-3	2-2	0-1-1	4	1	2	0	1	10
UIC*	23	3-4	1-1	0-0	0-3-3	0	1	2	0	2	7
at Green Bay*	28	1-5	1-4	1-2	0-3-3	3	2	2	0	1	4
at Milwaukee*	22	0-5	0-4	0-0	0-1-1	1	0	4	1	0	0
at Ohio State*	21	0-4	0-0	0-0	0-0-0	3	2	2	0	0	0
Wright St.*	31	1-10	0-4	2-2	0-1-1	3	1	1	0	2	4
Northern Ky.*	32	2-5	1-3	0-0	1-2-3	0	0	5	0	0	5
East-West	did not play										
Y'town St.	23	1-4	0-3	0-0	0-3-3	2	0	2	0	1	2
Robert Morris	24	4-9	1-3	1-1	1-3-4	2	1	1	0	0	10
at Purdue FW	32	2-6	2-5	0-0	0-4-4	1	0	4	0	0	6
at Cleveland St.	25	0-3	0-1	0-0	0-4-4	0	1	7	1	1	0
at UIC	16	2-3	0-1	2-2	0-3-3	3	0	2	0	0	6
at Robert Morris											
at Y'town St.											
Milwaukee											
Green Bay											
HL - 1st Rd.											
HL - 2nd Rd.											
HL Semis											
HL Finals											

\* denotes starter

#### CAREER STATS

Season	GP-GS	MIN-Avg	FG	Pct.	3FG	Pct.	FT	Pct.
2021-22	23-18	559-24.3	36-138	.261	18-72	.250	13-19	.684
TOTALS	23-18	559-24.3	36-138	.261	18-72	.250	13-19	.684

#### REBOUNDS

Season	O-D-REB-AVG.	PF-DQ	AST	TO	BLK	STL	PTS-PPG
2021-22	4-48-52-2.3	37-0	24	61	3	10	103-4.5
TOTALS	4-48-52-2.3	37-0	24	61	3	10	103-4.5

#### CAREER/SEASON HIGHS

CAREER HIGH	CATEGORY	SEASON HIGH
11 vs. Morehead State (12/21/2021)	PTS	11 vs. Morehead State (12/21/2021)
6 vs. Cleveland State (1/1/21)	REB	5 at Tennessee State (12/10/2021)
3 vs. Cleveland State (1/1/21)	AST	2 - twice
3 - 3x	FG	3 - 3x
7 vs. Tennessee State (12/12/20)	FGA	5 vs. Spalding (11/23/2021)
2 vs. Morehead State (12/21/2021)	3FG	2 vs. Morehead State (12/21/2021)
3 - twice	3FGA	3 vs. Spalding (11/23/2021)
3 vs. Morehead State (12/21/2021)	FT	3 vs. Morehead State (12/21/2021)
6 vs. Morehead State (12/21/2021)	FTA	6 vs. Morehead State (12/21/2021)
1 - twice	STL	1 vs. Spalding (11/23/2021)
1 - twice	BLK	1 at Tennessee State (12/10/2021)
18 vs. Morehead State (12/21/2021)	MIN	18 vs. Morehead State (12/21/2021)

#### GAME-BY-GAME

Opponent	MIN	FG	3FG	FT	O-D-T	PF	A	TO	B	S	PTS
Anderson	11	2-2	0-0	0-0	2-5-7	2	0	1	0	0	4
at Butler	3	1-1	0-0	0-0	0-0-0	0	0	0	0	0	2
at Evansville	4	0-1	0-0	0-0	0-1-1	0	0	0	0	0	0
vs. Denver	4	0-0	0-0	0-0	0-0-0	0	0	1	0	0	0
vs. TAMUCC	12	1-2	0-0	0-0	0-2-2	0	0	0	0	0	2
at UTSA	1	1-1	0-0	0-0	0-0-0	1	0	0	0	0	2
Spalding	16	3-5	1-3	0-0	1-3-4	0	2	1	0	1	7
Detroit Mercy	4	0-1	0-1	0-0	2-1-3	1	0	2	0	0	0
Oakland	4	0-1	0-0	0-0	1-2-3	1	0	2	0	0	0
at Tenn. St.	13	3-4	0-0	2-3	1-4-5	0	0	1	1	0	8
Chicgao St.	5	0-1	0-0	0-0	0-1-1	0	0	0	0	0	0
Morehead St.	18	3-3	2-2	3-6	1-2-3	4	0	0	0	0	11
at Wright St.	11	0-3	0-1	0-0	1-1-2	1	0	2	0	0	0
UIC	did not play										
at Green Bay	4	0-2	0-1	0-0	0-0-0	0	0	0	0	0	0
at Milwaukee	7	1-2	1-1	1-2	0-0-0	0	1	0	0	0	4
at Ohio State	11	0-1	0-1	0-0	1-0-1	1	2	1	0	0	0
Wright St.	12	2-4	0-2	2-2	1-2-3	1	1	0	0	0	6
Northern Ky.	did not play										
East-West	did not play										
Y'town St.	did not play										
Robert Morris	did not play										
at Purdue FW	did not play										
at Cleveland St.	did not play										
at UIC	did not play										
at Robert Morris											
at Y'town St.											
Milwaukee											
Green Bay											
HL - 1st Rd.											
HL - 2nd Rd.											
HL Semis											
HL Finals											

\* denotes starter

#### CAREER STATS


Season	GP-GS	MIN-Avg	FG	Pct.	3FG	Pct.	FT	Pct.
2020-21	7-3	60-8.6	4-17	.235	2-8	.250	1-3	.333
2021-22	16-0	129-8.1	15-32	.469	4-12	.333	8-13	.615
TOTALS	23-3	189-8.2	19-49	.388	6-20	.300	9-16	.563

#### REBOUNDS

Season	O-D-REB-AVG.	PF-DQ	AST	TO	BLK	STL	PTS-PPG
2020-21	5-8-13-1.9	5-0	4	4	1	1	11-1.6
2021-22	9-19-28-1.8	10-0	6	10	1	1	42-2.6
TOTALS	14-27-41-1.8	15-0	10	14	2	2	53-2.3



## 2021-2022 REDSHIRTS



### ZACH GUNN

Grad Student | Forward  
6-6 | 210  
Fishers, Ind.  
Hamilton Southeastern (Ball State)

# #15

Birthdate: Nov. 6, 1998 (age 23)  
Major: Organizational Leadership MS

#### CAREER/SEASON HIGHS

CAREER HIGH	CATEGORY	SEASON HIGH
17 vs. Tiffin (11/27/18)	PTS	
9 at Buffalo (1/29/19)	REB	
4 vs. Toledo (2/17/18)	AST	
5 - 3x	FG	
13 vs. Kent State (3/8/18)	FGA	
5 vs. Kent State (3/8/18)	3FG	
11 vs. Kent State (3/8/18)	3FGA	
5 - twice	FT	
6 - twice	FTA	
1 - 11x	STL	
3 at Bucknell (11/22/17)	BLK	
28 vs. Kent State (2/2/19)	MIN	

#### CAREER STATS


Season	GP-GS	MIN-Avg	FG	Pct.	3FG	Pct.	FT	Pct.
2017-18*	25-0	359-14.4	40-110	.364	23-72	.319	21-27	.778
2018-19*	27-0	386-14.3	44-110	.400	34-95	.358	23-28	.821
2019-20*	Did not play - redshirted							
2020-21*	17-3	176-10.4	20-46	.435	14-35	.400	4-5	.800
<b>TOTALS</b>	<b>0-0</b>	<b>0-0.0</b>	<b>0-0</b>	<b>.000</b>	<b>0-0</b>	<b>.000</b>	<b>0-0</b>	<b>.000</b>

#### REBOUNDS

Season	O-D-REB-AVG.	PF-DQ	AST	TO	BLK	STL	PTS-PPG
2017-18*	12-58-70-2.8	53-3	18	24	9	5	124-5.0
2018-19*	10-67-77-2.9	50-3	11	9	2	4	145-5.4
2019-20*	Did not play - redshirted						
2020-21*	7-30-37-2.2	30-1	7	6	2	2	58-3.4
<b>TOTALS</b>	<b>0-0-0-0.0</b>	<b>0-0</b>	<b>0</b>	<b>0</b>	<b>0</b>	<b>0</b>	<b>0-0.0</b>

\*at Ball State | TOTALS only reflect IUPUI totals

## 2022-2023 SIGNEES



### KHARYE CAYNE

Junior | Forward  
6-10  
Raleigh, N.C.  
USC Salkehatchie

#### QUICK NOTES

- ♦ Averaged 7.6 points, 8.8 rebounds and 4.5 blocked shots per game as a red-shirt freshman at USC Salkehatchie while shooting 61 percent from the floor and 46 percent from three-point range
- ♦ Was invited to the All-American JUCO Showcase in July 2021
- ♦ Redshirted as a true freshman at Hutchinson J.C. in 2019-20



### COOPER DEWITT

Junior | Guard  
6-6  
Pasco, Wash.  
North Idaho College

#### QUICK NOTES

- ♦ Averaged 8.8 points, 4.5 rebounds and 4.3 assists per game as a freshman at North Idaho College while shooting 50 percent overall and 41.2 percent from three in 2020-21
- ♦ Named Mid-Columbia Conference Player of the Year and Defensive Player of the Year as a senior at Chiawana (Wash.) High School after averaging 14 points and 6 assists per game




### DAYLAN HAMILTON

Junior | Guard  
6-3  
Houston, Texas  
Triton College

#### QUICK NOTES

- ♦ Played the 2020-21 season at Western Michigan where he averaged 3.0 points and 0.9 rebounds per game in 15 appearances
- ♦ Averaged 26 points per game as a senior at Klein Forest (Texas) High School, earning Texas Association of Basketball Coaches' Class 6A First Team All-State honors
- ♦ Named the District 15-6A Most Valuable Player and All-Region honoree



### AMHAD JARRARD

Freshman | Guard  
6-5  
Indianapolis, Ind.  
Mt. Vernon H.S.

#### QUICK NOTES

- ♦ 2021 Hancock County Player of the Year and two-time Hoosier Heritage Conference honoree
- ♦ Was an honorable mention underclass All-State selection
- ♦ Averaged 12.9 points, 3.5 rebounds and 2.6 assists per game as a junior while shooting 55 percent from the floor
- ♦ Averaged 10.7 points, 4.7 rebounds and 3.4 assists per game his sophomore season



### ARMON JARRARD

Freshman | Guard  
6-3  
Indianapolis, Ind.  
Mt. Vernon H.S.

#### QUICK NOTES

- ♦ Named First Team All-Hancock County as a junior and underclass All-State
- ♦ Averaged 12.8 points, 4.0 rebounds, 2.3 assists and 2.2 steals per game as a junior while knocking down 42 percent from three-point range
- ♦ He and his twin brother helped Mt. Vernon to a 17-7 mark as juniors and a sectional title

## LAST FOUR BOX SCORES

**GAME #21 ♦ ROBERT MORRIS 66, IUPUI 49 (INDIANAPOLIS - INDIANA FARMERS COLISEUM)**

Robert Morris - 66		Record: 6-17 (40)																				
NO. Name		Min	FG		3P		FT		Rebounds		Fouls		TP	AS	TO	ST	Blocks		+/-	Shooting By Period		
			M-A	M-A	M-A	M-A	OR	DR	PF	FD	BS	BA										
2	Kahlie Spear	F	32:31	6-11	0-0	5-6	4	7	11	2	3	17	3	1	1	1	1	2	1st	1st FG%	11-25	44.0%
11	Jaron Williams	F	28:38	2-8	1-4	3-4	0	4	4	2	2	8	3	1	1	0	2	19	3PT%	4-10	40.0%	
21	Matt Mayers	F	20:56	3-4	1-1	2-3	2	2	4	0	2	9	0	1	0	1	0	18	FT%	2-3	66.7%	
1	Michael Green III	G	33:21	2-6	1-5	2-2	0	4	4	2	3	7	2	3	0	0	0	27	2nd FG%	10-22	45.5%	
5	Enoch Cheeks	G	32:41	5-7	2-3	2-2	2	6	8	2	3	14	1	4	0	2	0	17	3PT%	3-8	37.5%	
0	Kam Farris		21:08	1-6	1-3	0-0	0	0	0	4	0	3	1	0	0	0	0	-8	FT%	15-17	88.2%	
23	Darran Stone		05:07	0-1	0-0	0-0	0	2	2	0	0	0	0	0	0	2	0	3	GM FG%	21-47	44.7%	
35	Justin Winston		19:47	2-4	1-2	3-3	0	4	4	1	2	8	1	0	1	0	0	6	3PT%	7-18	38.9%	
12	Chase Cook		14:11	0-0	0-0	0-0	0	0	0	1	0	0	1	0	0	0	0	-7	FT%	17-20	85.0%	
Team							0			0			0			1						
Totals			21-47	7-18	17-20	8			29	37	14	15	66	11	12	2	6	4	17	Dead Ball Rebounds: 1.0		

UPUI - 49		Record: 2-19 (0-11)																
NO. Name		Min	FG	M-A	3P	M-A	Rebounds	Fouls	TP	AS	TO	ST	Blocks		+/-	Shooting By Period		
			3	2	0	0	DR	OT					PF	FD		BS	BA	1st FG%
23	Chuks Isitua	F 31:53	3-8	0-0	0-1	5	7	12	3	6	0	0	1	2	1	-13	1st FG%	11-32 34.4%
00	B.J. Maxwell	G 30:29	6-17	1-4	3-3	1	1	2	4	16	2	2	0	1	2	-14	3PT%	2-8 25.0%
4	Bakari LaStrap	G 37:02	2-11	0-1	0-7	0	2	2	2	7	2	1	3	0	1	-17	2nd FG%	3-4 75%
5	Nathan McClure	G 39:39	2-8	1-4	0-0	2	3	5	3	5	3	5	1	1	-17	3PT%	2-6 33.3%	
10	Mike DePersia	G 37:02	1-6	1-2	0-0	1	3	4	1	3	6	0	2	0	-23	3PT%	1-7 6.8%	
25	Boston Stanton III	G 23:55	4-9	1-3	1-1	1	3	4	2	10	1	1	0	0	-1	GM FG%	18-59 30.5%	
Team						4	1	5		0	1					3PT%	4-14 28.6%	
Totals			18-59	4-14	9-12	14	20	34	15	49	14	7	4	6	-17	Fall FG%	9-12 75.0%	
Technical Fouls: NONE																		
Dead Ball Rebounds: 10.0																		

	RMU	IUPIU	Points from	RMU	IUPIU	Period by Period Scoring				
Biggest lead	17 (2 <sup>nd</sup> 0:43)	0 (1 <sup>st</sup> 20:00)	Turnovers	8	9		1st	2nd	TOT	
Best Scoring Run	10(2 <sup>nd</sup> 15:10)	10(1 <sup>st</sup> 8:47)	Paint	24	22		RMU	28	38	66
Lead Changes	0		Second Chance	10	6			IUPIU	27	22
Times Tied	0		Fast Breaks	4	5					
Time with Lead	39:39	00:00	Bench	11	10					

**GAME #22 ♦ PURDUE FORT WAYNE 72, IUPUI 57 (FORT WAYNE, IND. - MEMORIAL COLISEUM)**

UPUI - 57			Record: 2-20 (0-11)																								
NO.	Name	Min	FG		3P		FT		Rebounds		Fouls		TP		AS		TO		ST		Blocks		+/-	Shooting By Period			
			M	A	M	A	M	A	OR	DR	PF	FD	TS	AP	TS	TO	ST	BS	BA								
23	Chuks Isitua	F	26:07	2-7	0-0	0-0	0-1	5	6	3	1	4	0	2	1	0	0	0	0	0	0	-12	1st	FG%	11-31	35.5%	
00	B.J. Maxwell	G	29:25	7-14	1-6	4-5	1	3	4	5	19	1	0	1	0	0	0	0	0	0	0	-9	3PT%	4-12	33.3%		
4	Bakari LaStrap	G	37:11	3-11	0-1	0-1	0	2	2	4	6	6	7	0	0	0	0	0	0	0	0	-13	FT%	2-3	66.7%		
5	Nathan McClure	G	40:00	6-9	5-8	0-0	2	2	2	2	17	1	2	1	0	0	0	0	0	0	0	-15	2nd	FG%	11-21	52.4%	
10	Mike DePersia	G	35:54	2-5	1-3	0-0	1	2	3	3	0	5	5	3	3	0	1	0	0	0	0	-10	3PT%	2-3	66.7%		
25	Boston Stanton III	G	31:23	2-6	2-5	0-0	0	4	4	1	4	6	0	4	0	0	0	0	0	0	0	-16	GM	FG%	22-52	42.3%	
Team										1	0	1		0		1							3PT%	9-23	39.1%		
Totals				22-52	9-23	4-6	4	18	22	18	15	57	13	19	6	0	2	-15	FT%		4-6	66.7%	Technical Fouls			-05	
																							Dead Ball Fouls			1, 1	

Purdue Fort Wayne - 72			Record: 14-10 (9-6)																	
NO.	Name	Min	FG M-A	3P M-A	FT M-A	Rebounds OR DR	Fouls PF FF	TP	AS	TO	ST	Blocks BS BA	+/-	Shooting By Period						
0	Bobby Planutus	F 23:08	3-9	2-7	0-0	5	5	1	0	8	0	1	0	0	14	1st	FG%	9-21	42.9%	
3	Ra Kpedi	F 24:01	3-3	0-0	2-3	2	3	5	1	2	8	1	3	3	0	11	3PT%	3-9	33.3%	
1	Jarred Godfrey	G 20:09	8-13	5-8	0-0	1	3	4	3	1	21	0	4	1	0	15	FT%	12-15	80%	
2	Damian Chong Qui	G 29:38	2-7	0-1	1-1	0	2	2	3	5	1	3	3	0	0	8	2nd	FG%	15-35	42.9%
50	Jalen Piggins	G 31:39	3-7	0-0	7-8	1	6	7	0	7	13	2	2	0	0	12	3PT%	6-16	37.5%	
34	Cameron Benford	06:58	0-1	0-1	0-0	2	2	0	2	0	1	1	0	0	0	-6	FT%	3-3	100%	
15	Deonte Billups	25:24	3-11	2-7	4-5	3	1	4	1	2	12	2	0	2	0	7	GM	FG%	24-56	42.9%
10	JoJo Peterson	19:20	1-4	0-1	0-0	0	3	3	1	2	2	1	2	2	0	7	3PT%	2-5	36.0%	
5	Johnathan DeJurnett	08:51	1-1	0-0	1-1	1	2	3	2	3	0	1	1	0	12	FT%	15-18	83.3%		
4	Jarvis Walker	03:12	0-0	0-0	0-0	0	0	2	2	0	0	0	0	0	0		Dead Ball Rebounds: 5, 1			
Team						1	1	2												
Totals			24-56	9-25	15-18	11	26	37	15	18	72	9	16	12	2	0	15			

	IUPI	PFW	Points from	IUPI	PFW	Period by Period Scoring			
Biggest lead	1 (1 <sup>st</sup> 16:01)	22 (2 <sup>nd</sup> 3:08)	Turnovers	14	32		1st	2nd	TOT
Best Scoring Run	7 (2 <sup>nd</sup> 0:41)	8 (1 <sup>st</sup> 9:48)	Paint	22	26				
Lead Changes			Second Chance	3	19	IUPI	28	29	57
Times Tied	1		Fast Breaks	6	8				
Time with Lead	00:19	39:08	Bench	6	17	PFW	33	39	72

## GAME #23 ♦ IUPUI 75, EAST-WEST 59 (INDIANAPOLIS - THE JUNGLE)

UPUI - 45		Record: 2-21 (0-12)													
NO. Name	Min	FG	3P	FT	Rebounds	Fouls	TP	AS	TO	Blocks	BS	+/-	Shooting By Period		
		M-A	M-A	M-A	OR	DR	TO	TO	TO	BS	BS		1st FG		
23 Chuks Isitua	F 36:17	3-7	0-0	6-8	8	2	10	2	5	12	1	4	0	-33	
00 B.J. Maxwell	G 34:43	6-15	2-7	3-4	4	7	11	4	3	17	2	3	2	-28	
4 Bakari LaStrap	G 32:42	3-14	0-2	0-0	1	0	1	1	6	1	5	0	0	-34	
5 Nathan McClure	G 36:25	2-8	1-6	0-0	2	3	5	1	2	5	2	3	0	-35	
10 Mike DePersia	G 34:12	1-8	0-6	3-3	0	3	3	1	3	5	3	2	0	-40	
25 Boston Stanton III	25:41	0-3	0-1	0-0	0	4	4	0	0	1	7	1	0	-20	
Team					3	2	5		0	1					
Totals		15-55	3-22	12-15	18	21	39	9	14	45	10	24	4	6	-38
Technical Fouls: NONE													Dead Ball Rebounds: 20		

Clavland St. - 83		Record: 17-6 (13-3)															
NO. Name	Min	FG		3P		FT	Rebounds		Fouls		TP	AS	TO	Blocks		+/-	
		M	A	M	A		OR	DR	PF	FD				BS	BA		
35 Deante Johnson	F 17:02	2-3	0-0	4-4	1	3	4	0	2	8	1	0	1	0	0	31	
5 Tre Gomillion	F 17:08	2-4	0-0	2-4	0	2	2	3	2	6	5	1	4	0	0	24	
22 Deshon Parker	G 20:34	1-3	0-0	0	1	1	1	0	2	4	1	3	0	1	20		
24 Torrey Patton	G 22:36	7-14	2-3	1-2	3	3	6	1	1	17	3	1	0	0	2	34	
55 D'Moi Hodge	G 23:07	8-11	2-3	1-2	2	3	5	1	2	19	2	0	5	0	0	39	
2 Yahel Hill	F 17:19	3-7	2-4	0-0	2	2	0	0	8	1	1	1	1	0	1	18	
0 Nathanael Jack	L 15:53	1-6	1-5	0-0	2	2	1	0	3	2	1	0	0	0	0	4	
15 Anderson Mirambao	08:24	0-1	0-0	0-0	2	2	4	0	0	3	1	0	0	0	0	5	
23 Broc Finstuen	F 17:24	4-6	2-2	3	4	7	2	1	10	0	0	1	0	1	0	11	
11 Jayson Woodrich	L 15:10	2-2	2-2	0	1	0	1	0	0	6	0	0	0	0	0	18	
50 Mabor Majak	08:39	0-2	0-0	0-0	1	0	1	0	0	0	2	0	0	0	0	4	
31 Ben Sternberg	05:27	0-4	0-2	1-2	0	0	0	0	1	1	0	0	0	0	2	-8	
13 Chris Greene	07:49	0-2	0-2	0-0	1	1	2	1	0	1	2	0	0	0	0	-7	
20 Aria Eskandari	03:28	1-4	1-4	0-0	0	0	0	0	0	3	0	1	0	0	0	-3	
Team					3	1	4		0	0							
Totals		31-69	12-27	9-14	18	23	41	14	9	83	24	9	15	1	6	38	
Technical Fouls: NONE																	

	IUP	CSU	Points from	IUP	CSU	Period by Period Scoring			
<b>Biggest lead</b>	0 (1st 20:00)	49 (2nd 6:48)	<b>Turnovers</b>	8	33		1st	2nd	TOT
<b>Best Scoring Run</b>	7 (2nd 6:12)	14 (2nd 14:18)	<b>Paint</b>	24	34				
<b>Lead Changes</b>	0		<b>Second Chance</b>	11	14	<b>IUP</b>	17	28	45
<b>Times Tied</b>	0		<b>Fast Breaks</b>	9	18				
<b>Time with Lead</b>	00:00	39:10	<b>Breaks</b>	0	31	<b>CSU</b>	46	37	83

**GAME #24 • UIC 57, IUPUI 54 (CHICAGO, ILL. - CREDIT UNION 1 ARENA)**

UPUI - 54			Record: 2-22 (0-13)													UPUI	
NO.	Name	Min	FG M-A	3P M-A	FT M-A	Rebounds OR DR TOT	Fouls PF FO	TP	AS	TO	ST	Blocks BS BA	+/-	Shooting By Period			
23	Chuks Isitua	F	29:25	4-8	0-1	2	8	10	4	4	8	0	1	2	0	1	3
00	B.J. Maxwell	G	38:28	5-15	1-3	3-4	1	6	7	3	2	14	0	2	3	0	-3
4	Bakari LaStrap	G	38:26	5-17	0-1	2-2	0	3	3	2	12	2	3	0	0	2	-4
5	Nathan McClure	G	38:02	2-4	1-2	2-4	3	4	7	2	2	2	2	3	0	1	-6
10	Mike DePersia	G	39:01	1-5	1-3	4-4	0	3	3	4	2	7	4	3	1	0	-4
25	Boston Stanton III		16:38	2-3	0-1	2-2	0	3	3	2	6	0	2	0	0	0	-1
Team						3	1	4			0	1					
Totals				19-52	3-10	13-17	9	28	37	20	16	54	8	14	9	0	-3
Technical Fouls: 0																	
Dead Ball Rebounds: 4																	

UC - 57

Record: 10-14 (6-9)

NO.	Name	Min	FG M-A	3P M-A	FT M-A	Rebounds OR DR TOT	Fouls PF FD	TP	AS	TO	ST	Blocks BS BA	+/-
50	Filip Kobajli	F 17:05	3-5	2-4	0-0	0 4 4	1 1	8	0	2	1	0 1	
0	Jace Carter	G 28:51	3-5	2-3	4-5	1 5 6	5 5	12	1	2	0 1	0 1	
3	Damarja Franklin	G 34:00	5-14	0-4	2-3	0 5 5	4 4	12	2	3	2 1	0 0	
5	Jalen Warren	G 27:57	2-7	1-3	6-7	0 3 3	1 3	11	5	3	0 0	0 0	-2
20	Jamie Ahale	G 27:47	2-9	2-8	0-0	1 2 3	0 2	6	1	0	0 1	0 3	
2	Michael Diggins	35:55	1-2	0-0	1-2	1 3 4	2 1	3	0	2	1 1	0 1	2
13	Zion Griffin	28:44	2-9	0-4	1-5	2 2 6	2 4	5	1	0	1 3	0 3	
25	Griffin Yaklich	02:28	0-0	0-0	0-0	0 0 0	1 0	0	0	0	0 0	0 0	
10	Jalen Johnson	00:15	0-0	0-0	0-0	0 0 0	0 0	0	0	0	0 0	0 0	
Team						2 0 2		0	0				
Totals			18-51	7-26	14-22	9 24 33	16 20	57	10	12	5 8	0 3	0

Shooting By Period

1 <sup>st</sup>	FG%	6-26	23.1%
	3PT%	3-15	20.0%
	FT%	7-12	58.3%
2 <sup>nd</sup>	FG%	12-25	48.0%
	3PT%	4-11	36.4%
	FT%	7-10	70%
GM FG%	18-51	35.3%	
3PT%	7-26	26.9%	
FT%	14-22	63.6%	

Dead Ball Rebounds: 4-0

Technical Fouls: NONE

	IUP	UIC	Points from Turnovers	IUP	UIC	Period by Period Scoring		
<b>Biggest lead</b>	10 (1 <sup>st</sup> 6:18)	4 (1 <sup>st</sup> 17:55)	<b>Paint</b>	10	15			
<b>Best Scoring Run</b>	10 (1 <sup>st</sup> 13:12)	10 (2 <sup>nd</sup> 18:09)	<b>Second Chance</b>	30	18	<b>IUP</b>	<b>1st</b>	<b>2nd</b>
<b>Lead Changes</b>	9		<b>Fast Breaks</b>	8	7			
<b>Times Tied</b>	9		<b>Bench</b>	6	7	<b>UIC</b>	<b>22</b>	<b>35</b>
<b>Time with Lead</b>	26:31	10:16						<b>57</b>